

# CFIF Liquidity Indicators

Triton Portal

Database Catalogue

Access the Database

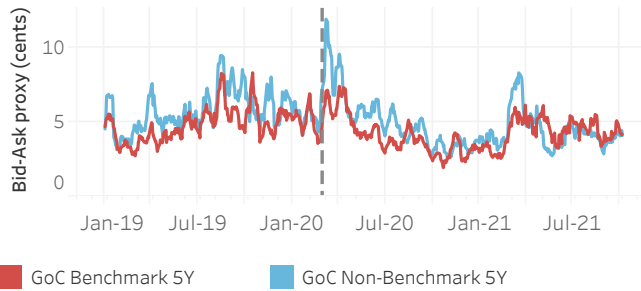
Provide Comments on Dashbo..

View all dashboards

Sign-up for dashboards summary e..

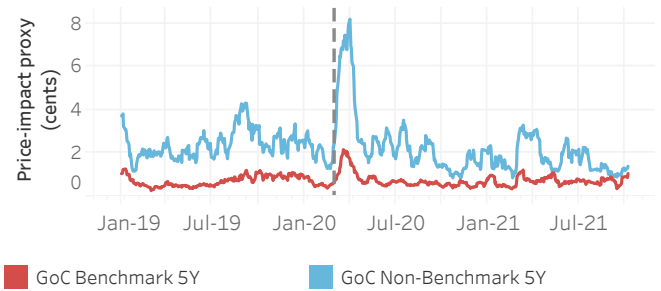
## Bid-ask proxy, Government Bonds

10-day moving average, daily data



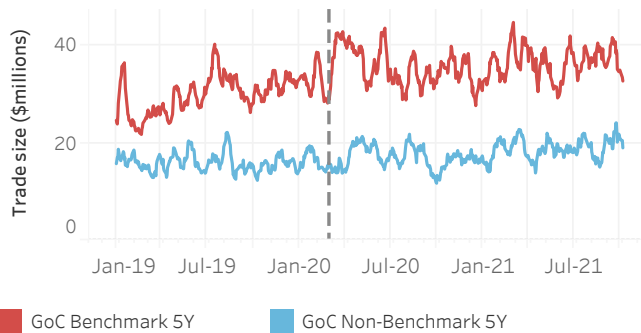
## Price-impact proxy, Government Bonds

10-day moving average, daily data



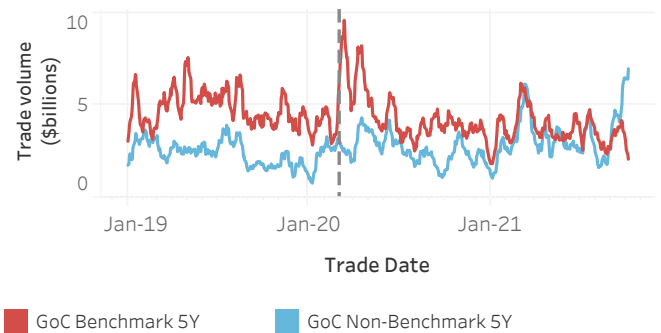
## Trade Size, Government Bonds

10-day moving average, daily data



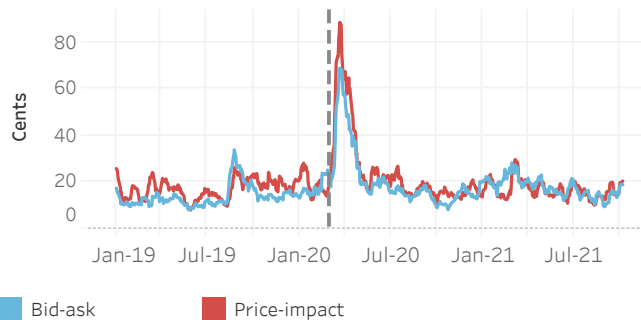
## Trade Volume, Government Bonds

10-day moving average, daily data



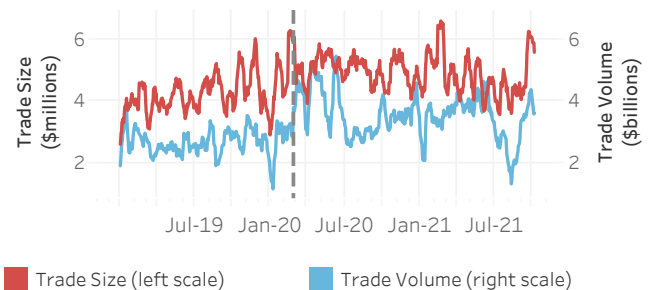
## Provincial bond market aggregate liquidity

10-day moving average, daily data



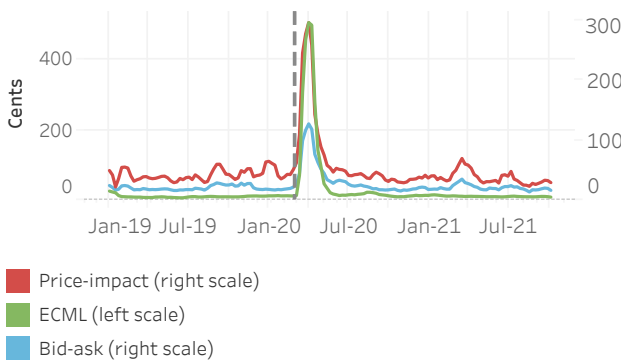
## Provincial bond market, average trade size and total trade volume

10-day moving average, daily data



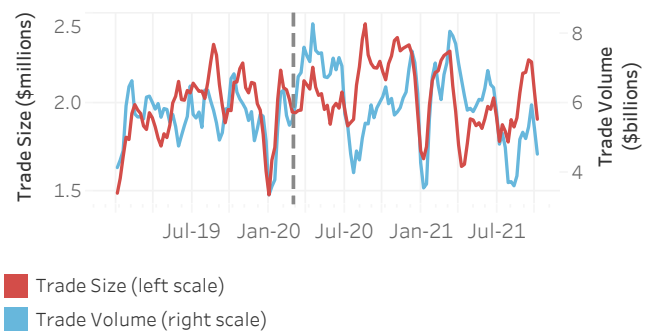
## Corporate bond market aggregate liquidity

4-week moving average, weekly data



## Corporate bond market, average trade size and total trade volume

4-week moving average, weekly data



Source: Canadian Depository for Securities and Bank of Canada calculations

Latest Observation October 05, 2021  
Reference Line Date: March 1, 2020