

CFIF Liquidity Indicators

Triton Portal

Database Catalogue

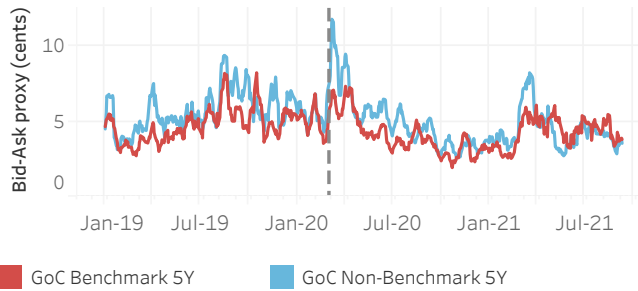
Access the Database

Provide Comments on Dashbo..

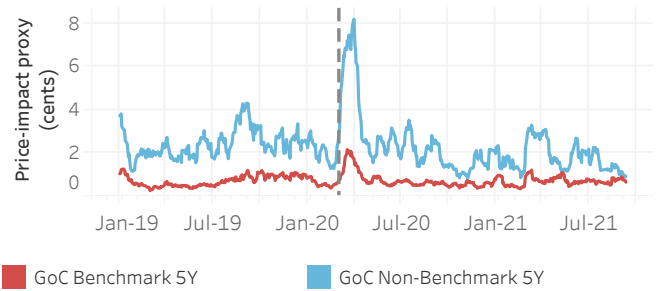
View all dashboards

Sign-up for dashboards summary e..

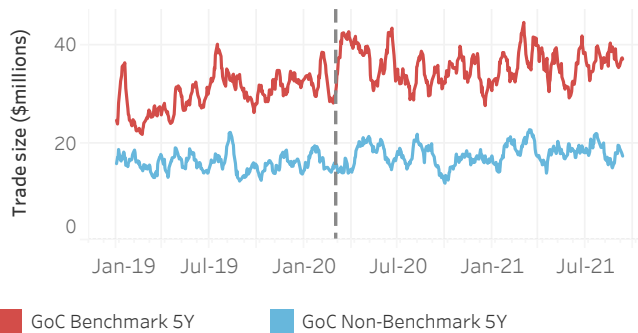
Bid-ask proxy, Government Bonds
10-day moving average, daily data



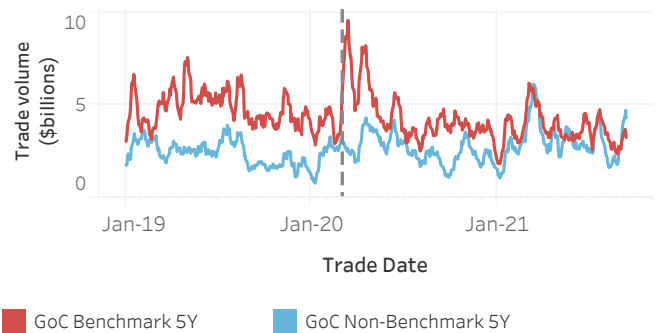
Price-impact proxy, Government Bonds
10-day moving average, daily data



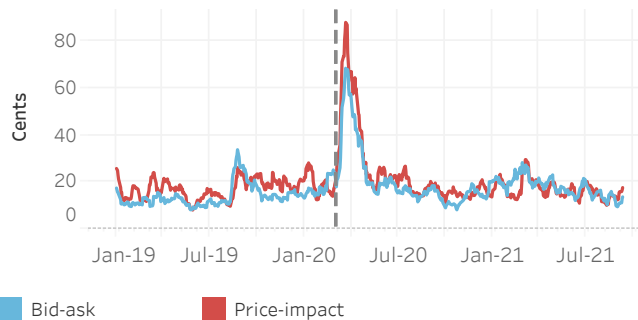
Trade Size, Government Bonds
10-day moving average, daily data



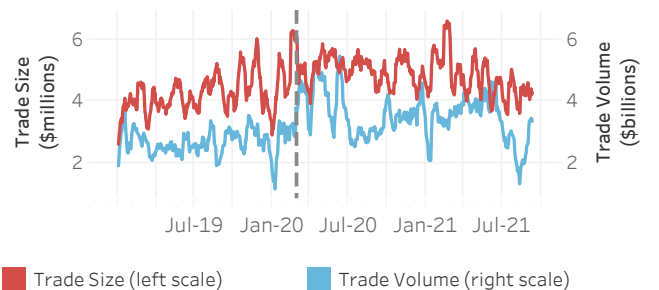
Trade Volume, Government Bonds
10-day moving average, daily data



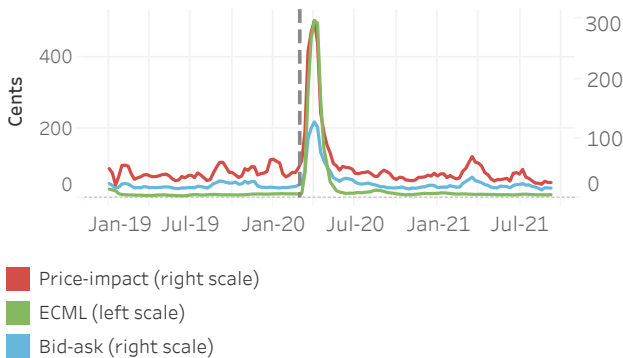
Provincial bond market aggregate liquidity
10-day moving average, daily data



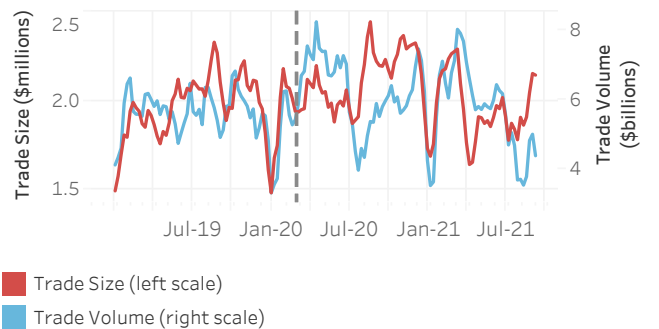
Provincial bond market, average trade size and total trade volume
10-day moving average, daily data



Corporate bond market aggregate liquidity
4-week moving average, weekly data



Corporate bond market, average trade size and total trade volume.
4-week moving average, weekly data



Source: Canadian Depository for Securities and Bank of Canada calculations

Latest Observation September 09, 2021
Reference Line Date: March 1, 2020