CANADIAN FIXED INCOME FORUM

Canadian Fixed-Income Market Liquidity

Chart 1: Bid-ask proxy has improved for benchmark and non-benchmark government bonds

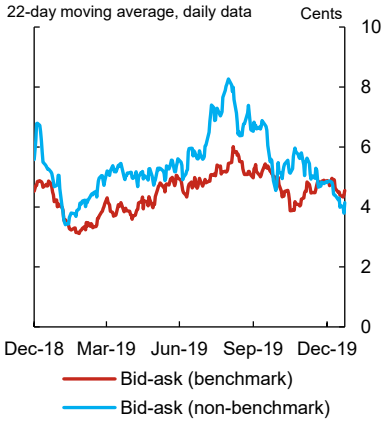

Note: The 5-year Government of Canada bond is used for reference

Chart 2: Price-impact proxy for benchmark and non-benchmark government bonds has improved

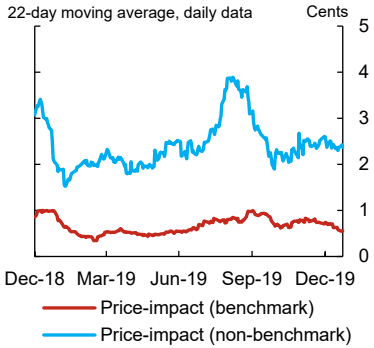

Note: The 5-year Government of Canada bond is used for reference

Chart 3: Average trade size remained stable for benchmark and non-benchmark bonds

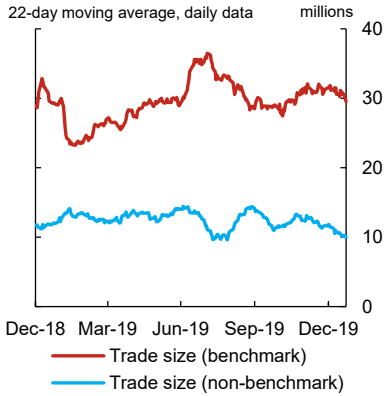

Note: The 5-year Government of Canada bond is used for reference

Chart 4: Total trading volume decreased for benchmark and non-benchmark bonds

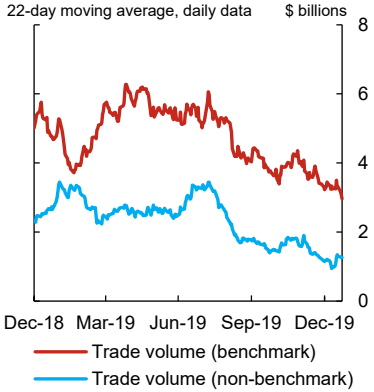

Note: The 5-year Government of Canada bond is used for reference

Chart 5: Aggregate liquidity in the provincial bond market remains volatile

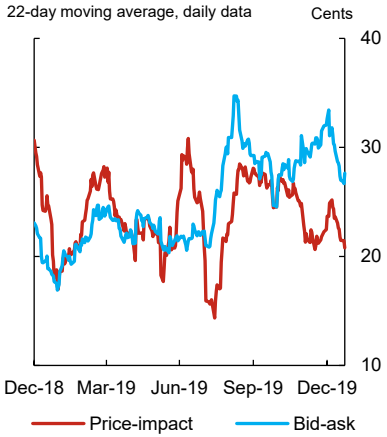

Chart 6: Average trade size and total trading volume increased in the provincial bond market

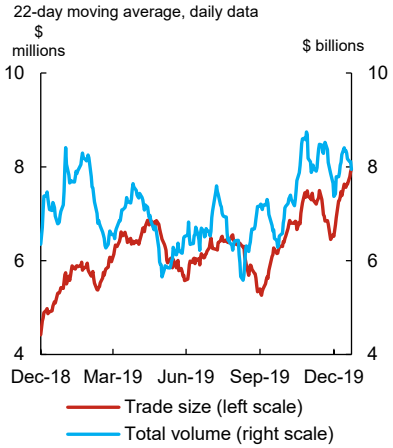

Chart 7: Aggregate liquidity in the corporate bond market remains volatile

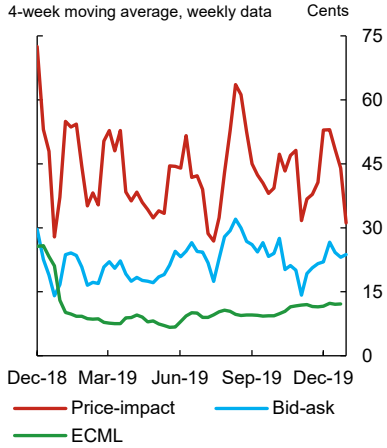

Chart 8: Average trade size in the corporate bond market has recently increased while trading volume has declined

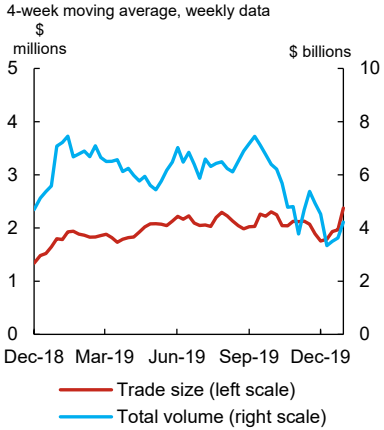

Sources: Canadian Depository for Securities and Bank of Canada calculations

Last observation: January 22, 2020