CANADIAN FIXED INCOME FORUM

Canadian Fixed-Income Market Liquidity

Chart 1: Bid-ask proxy stable for benchmark and improved for non-benchmark government bonds

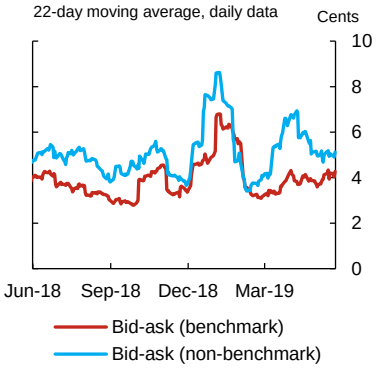

Note: The 5-year Government of Canada bond is used for reference

Chart 2: Price-impact proxy for both benchmark and non-benchmark government bonds remains stable

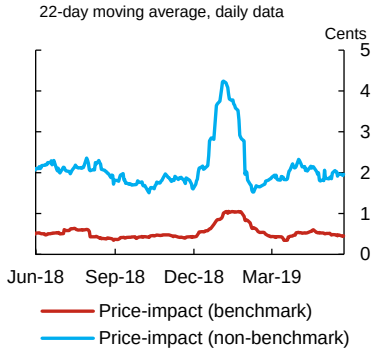

Note: The 5-year Government of Canada bond is used for reference

Chart 3: Average trade size increased for benchmark and non-benchmark bonds

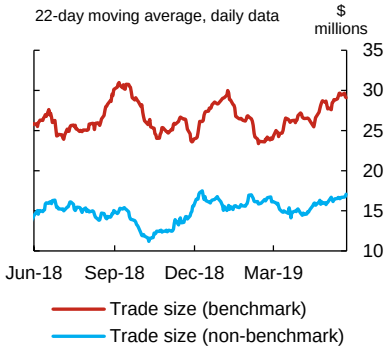

Note: The 5-year Government of Canada bond is used for reference

Chart 4: Total trading volume increased for benchmark and remains stable for non-benchmark bonds

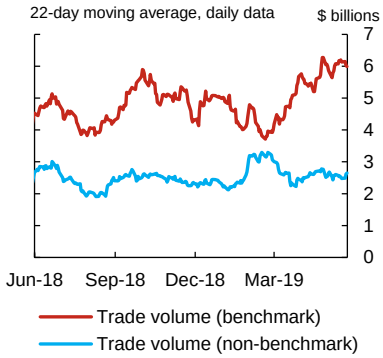

Note: The 5-year Government of Canada bond is used for reference

Chart 5: Aggregate liquidity in the provincial bond market improved

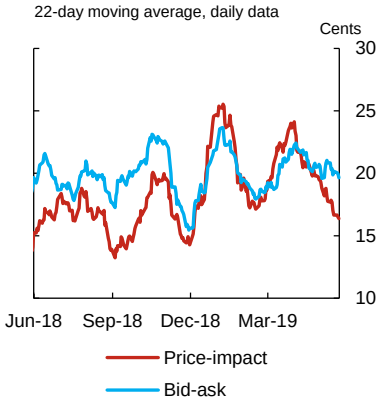

Chart 6: Average trade size increased while total trading volume decreased in the provincial bond market

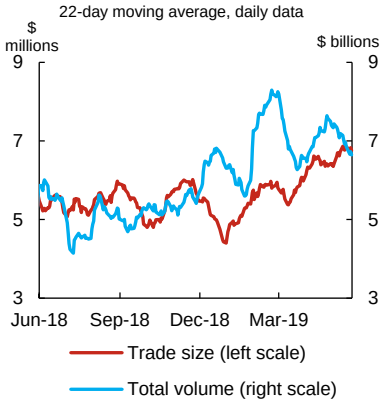

Chart 7: Aggregate liquidity in the corporate bond market improved

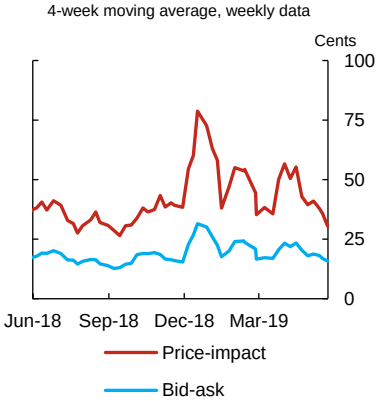

Chart 8: Average trade size increased while total trading volume decreased in the corporate bond market

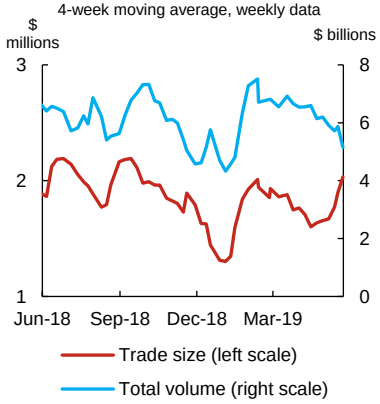

Sources: Canadian Depository for Securities and Bank of Canada calculations

Last observation: May 23, 2019