CANADIAN FIXED INCOME FORUM

Canadian Fixed-Income Market Liquidity

Chart 1: Bid-ask proxy for both benchmark and non-benchmark government bonds increased

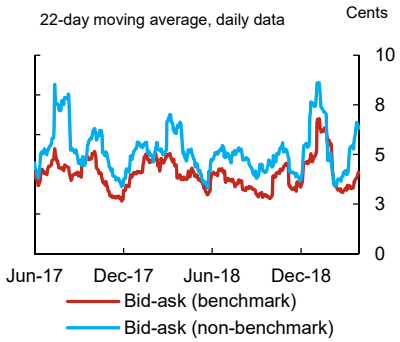

Note: The 5-year Government of Canada bond is used for reference

Chart 2: Price-impact proxy for both benchmark and non-benchmark government bonds increased

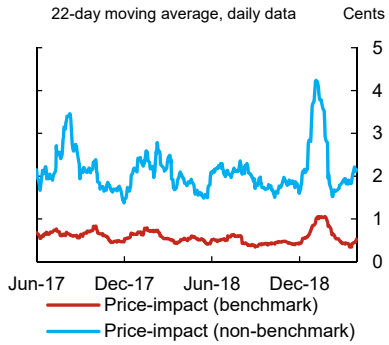

Note: The 5-year Government of Canada bond is used for reference

Chart 3: Average trade size stable for benchmark and non-benchmark bonds

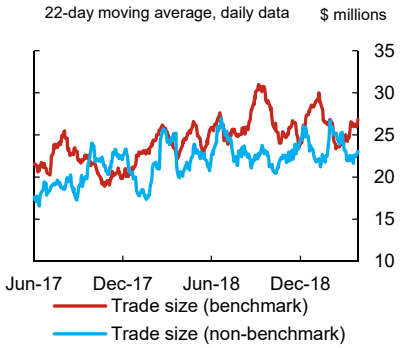

Note: The 5-year Government of Canada bond is used for reference

Chart 4: Total trading volume increased for benchmark and declined for non-benchmark bonds

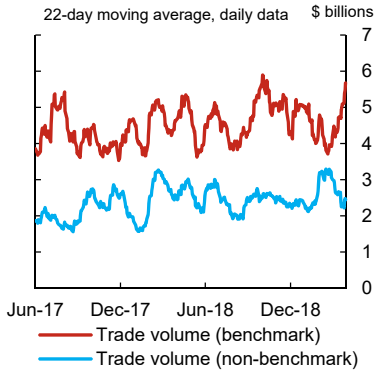

Note: The 5-year Government of Canada bond is used for reference

Chart 5: Aggregate liquidity in the provincial bond market declined

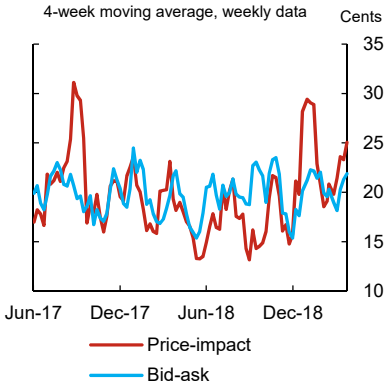

Chart 6: Average trade size increased while total trading volume decreased in the provincial bond market

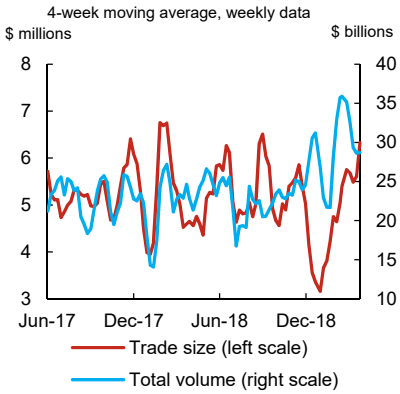

Chart 7: Aggregate liquidity in the corporate bond market

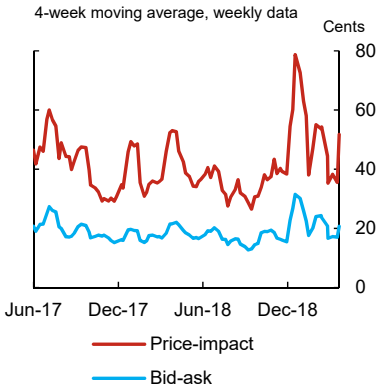

Chart 8: Trading activity in the corporate bond market increased

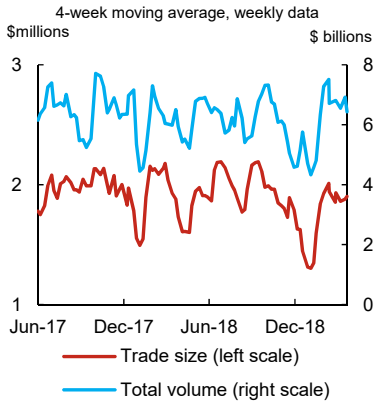

Sources: Canadian Depository for Securities and Bank of Canada calculations

Last observation: March 29, 2019