

FOR IMMEDIATE RELEASE
POUR PUBLICATION IMMÉDIATE

May 16, 2014
Le 16 mai 2014

CONTENTS
TABLE DES MATIÈRES

| Page <i>Page</i> | | Table ¹ <i>Tableau¹</i> |
|---------------------|---|--|
| * 3 | Bank of Canada: assets and liabilities / <i>Banque du Canada : actif et passif</i> | B2 |
| * 3 | Positions of members of the Canadian Payments Association with the Bank of Canada / <i>Positions des membres de l'Association canadienne des paiements à la Banque du Canada</i> | B3 |
| * 4 | Bank of Canada special purchase and resale agreements/sale and repurchase agreements intervention, and other Bank of Canada operations / <i>Intervention de la Banque du Canada dans le cadre de prises en pension spéciales ou de cessions en pension, et autres opérations de la Banque du Canada</i> | B3 |
| 4, 5 | Chartered bank assets / <i>Actif des banques à charte</i> | C1 |
| 6 | Chartered bank liabilities / <i>Passif des banques à charte</i> | C2 |
| 7 | Chartered bank foreign currency items / <i>Effets en monnaies étrangères des banques à charte</i> | |
| 7 | Selected seasonally adjusted series: Chartered bank assets and liabilities <i>Quelques statistiques bancaires désaisonnalisées : Avoirs et engagements des banques à charte</i> | C8 |
| * 8, 9, 10 | Financial market statistics / <i>Statistiques du marché financier</i> | F1 |
| 10 | Exchange rates / <i>Cours du change</i> | I1 |
| 11, 12 | Monetary aggregates / <i>Agrégats monétaires</i> | E1 |
| 13, 14, 15 | Credit measures / <i>Mesures du crédit</i> | E2 |
| * 16 | Government of Canada securities outstanding / <i>Encours des titres du gouvernement canadien</i> | G4 |
| * 16 | Government of Canada deposits / <i>Dépôts du gouvernement canadien</i> | |
| 17 | Net new securities issues placed in Canada and abroad <i>Émissions nettes de titres placés au Canada et à l'étranger</i> | F4 |
| 17 | Corporate short-term paper outstanding / <i>Encours des effets à court terme des sociétés</i> | F2 |
| * 18, 19 | Charts: interest rates, exchange rates and monetary conditions indicators <i>Graphiques : taux d'intérêt, cours du change et indicateurs des conditions monétaires</i> | |
| * 20 | Consumer Price Index and monetary conditions indicators <i>Indice des prix à la consommation et indicateurs des conditions monétaires</i> | |

Data in this package are unadjusted unless otherwise stated. / À moins d'indication contraire, les données de cette publication n'ont pas été désaisonnalisées.

For all Wednesday series, in the event a holiday falls on a Wednesday, data for the preceding business day will be shown.
Si un jour férié tombe un mercredi, ce sont les séries du jour ouvrable précédent qui sont présentées.

"R" revised / révisé

"E" estimate / estimation

* New information this week. / Nouvelles données de cette semaine

- Value is zero or rounded to zero. / Valeur nulle ou arrondie à zéro

(1) Refers to the corresponding *Bank of Canada Banking and Financial Statistics* tables and footnotes. / Renvoie à la note ou au tableau correspondant dans les *Statistiques bancaires et financières* de la Banque du Canada.

Weekly Financial Statistics

Internet

The *Weekly Financial Statistics* publication (including a schedule for the release of data) is available on the Bank of Canada's [website](#).

Public Information and subscriptions

For information on the contents of the *Weekly Financial Statistics*, general information or to [subscribe](#) to email alerts for this and other publications, contact our Public Information Office:

Telephone: 1 800 303-1282 (toll-free, North America)

613 782-7902 (Ottawa area, outside North America)

Fax: 613 782-7713

Email: info@bankofcanada.ca

Media Inquiries

Please direct all media inquiries to Public Affairs:

Telephone: 613 782-8782

Email: communications@bankofcanada.ca

Bulletin hebdomadaire de statistiques financières

Internet

On peut consulter le *Bulletin hebdomadaire de statistiques financières* (y compris le calendrier de publication des données) dans le [site Web](#) de la Banque du Canada.

Information publique et abonnements

Pour en savoir plus sur le contenu du *Bulletin hebdomadaire de statistiques financières*, obtenir des renseignements d'ordre général ou [s'abonner](#) au service de messagerie électronique de la Banque du Canada afin d'être avisé par courriel de la parution de ses publications, il suffit de communiquer avec le Service d'information publique:

Téléphone : 1 800 303-1282 (sans frais en Amérique du Nord)

613 782-7902 (région d'Ottawa et hors de l'Amérique du Nord)

Télécopieur : 613 782-7713

Adresse électronique : info@banqueducanada.ca

Demandes des médias

Les médias sont priés de présenter leur demandes de renseignements à l'équipe chargées des affaires publiques :

Téléphone : 613 782-8782

Adresse électronique : communications@banqueducanada.ca

Contents may be reproduced or referred to provided that the Weekly Financial Statistics with its date, is specifically quoted as the source.

Reproduction autorisée à condition que la source—Bulletin hebdomadaire de statistiques financières—et la date soient formellement indiquée.

BANK OF CANADA: ASSETS AND LIABILITIES (Millions of dollars)³
 BANQUE DU CANADA : ACTIF ET PASSIF (En millions de dollars)³

BFS Table B2
 SBF Tableau B2

| Average of Wednesdays and Wednesday Moyenne mensuelle des mercredis ou données du mercredi | Assets <i>Actif</i> | | | | Total assets or liabilities and capital <i>Total de l'actif ou du passif et capital</i> | Liabilities and capital <i>Passif et capital</i> | | | | |
|---|---|---|---|---|---|--|--|--------|---|--------|
| | Government of Canada direct and guaranteed securities <i>Titres émis ou garantis par le gouvernement canadien</i> | Advances <i>Avances</i> | Securities purchased under resale agreements ¹ <i>Titres achetés dans le cadre de conventions de revente¹</i> | All other assets ² <i>Autres éléments de l'actif²</i> | | Notes in Circulation <i>Billets en circulation</i> | Canadian dollars deposits <i>Dépôts en dollars canadiens</i> | | All other liabilities and capital ² <i>Autres éléments du passif et capital²</i> | |
| | Treasury bills <i>Bons du Trésor</i> | Total bonds <i>Total des obligations</i> | | | | Government of Canada <i>Gouvernement canadien</i> | Members of the Canadian Payments Association <i>Membres de l'Association cana- dienne des paiements</i> | | | |
| | V36598 | V36599 | V36648 | V44201361 | V36649 | V36596 | V36639 | V36642 | | V36650 |
| | V36612 | V36613 | V36634 | V44201362 | V36635 | V36610 | V36625 | V36628 | V36636 | V36632 |
| 2013 D | 22,181 | 66,309 | - | 848 | 826 | 90,164 | 65,238 | 22,522 | 187 | 2,216 |
| 2014 J | 20,820 | 67,313 | - | 645 | 865 | 89,643 | 64,407 | 22,858 | 191 | 2,187 |
| F | 20,243 | 67,428 | 33 | - | 880 | 88,584 | 63,664 | 22,412 | 240 | 2,268 |
| M | 20,194 | 66,934 | 5 | - | 895 | 88,028 | 63,560 | 22,023 | 147 | 2,298 |
| A | 20,350 | 68,027 | 1 | - | 864 | 89,241 | 64,484 | 22,447 | 201 | 2,109 |
| 2014 A 2 | 19,941 | 67,448 | - | - | 861 | 88,250 | 64,084 | 21,947 | 150 | 2,068 |
| 9 | 19,944 | 67,479 | - | - | 861 | 88,284 | 64,129 | 21,898 | 150 | 2,107 |
| 16 | 20,239 | 68,187 | - | - | 865 | 89,291 | 64,742 | 22,245 | 150 | 2,154 |
| 23 | 20,242 | 68,219 | 7 | - | 868 | 89,336 | 64,605 | 22,207 | 406 | 2,117 |
| 30 | 21,382 | 68,800 | - | - | 864 | 91,045 | 64,858 | 23,939 | 150 | 2,098 |
| M 7 | 21,386 | 67,369 | 947 | - | 862 | 90,565 | 64,946 | 22,390 | 1,097 | 2,132 |
| 14 | 21,929 | 68,082 | - | - | 866 | 90,878 | 65,117 | 23,458 | 150 | 2,153 |

Changes from the date indicated: / Variations par rapport à la date indiquée :

| | | | | | | | | | | |
|-----------|------|-------|------|------|-----|-------|-------|-------|------|-----|
| 2013 M 15 | -841 | 5,488 | - | -489 | 168 | 4,327 | 3,516 | 716 | 125 | -29 |
| 2014 M 7 | 543 | 713 | -947 | - | 4 | 313 | 171 | 1,068 | -947 | 21 |

Monthly and week ending
Wednesday
Données
mensuelles
et de la
semaine se
terminant
le mercredi

BANK OF CANADA (Millions of dollars)³
 BANQUE DU CANADA (En millions de dollars)³

BFS Table B3
 SBF Tableau B3

Positions of members of the Canadian Payments Association with the Bank of Canada
 Positions des membres de l'Association canadienne des paiements à la Banque du Canada

| | Total overdraft loans <i>Total des prêts pour découvert</i> | | Total positive balances <i>Total soldes créditeurs</i> | | Special deposit accounts <i>Comptes spéciaux de dépôt</i> | |
|----------|--|---|---|---|--|---|
| | Total amount <i>Montant total</i> | Days transacted <i>Nombre de jours</i> | Total amount <i>Montant total</i> | Days transacted <i>Nombre de jours</i> | Total amount <i>Montant total</i> | Days transacted <i>Nombre de jours</i> |
| | V41838377 | V41838378 | V41838379 | V41838380 | V41838381 | V41838382 |
| | V41838391 | V41838392 | V41838393 | V41838394 | V41838395 | V41838396 |
| 2013 D | 243 | 3 | 4,212 | 20 | 740 | 20 |
| 2014 J | 568 | 3 | 3,870 | 22 | 914 | 22 |
| F | 278 | 5 | 3,932 | 20 | 1,140 | 20 |
| M | 990 | 3 | 4,110 | 21 | 114 | 2 |
| A | 83 | 3 | 3,728 | 21 | 500 | 2 |
| 2014 M 5 | 73 | 2 | 789 | 5 | 228 | 4 |
| 12 | 970 | 2 | 1,721 | 5 | - | - |
| 19 | - | - | 752 | 5 | - | - |
| 26 | - | - | 750 | 5 | - | - |
| A 2 | 24 | 1 | 775 | 5 | - | - |
| 9 | 53 | 1 | 1,297 | 5 | - | - |
| 16 | - | - | 750 | 5 | - | - |
| 23 | 7 | 1 | 606 | 5 | 500 | 2 |
| 30 | - | - | 750 | 5 | - | - |
| M 7 | 1,052 | 2 | 1,802 | 5 | - | - |
| 14 | 136 | 1 | 885 | 5 | - | - |

(1) Includes special purchase and resale agreements and term purchase and resale agreements since 3 October 2007, previously included in all other assets. / Comprend les prises en pension spéciales et les prises en pension à plus d'un jour. Avant le 3 octobre 2007, les titres achetés dans le cadre de conventions de revente étaient inclus avec les autres éléments de l'actif.

(2) Effective 1 January 2011, this series was impacted by the adoption of International Financial Reporting Standards (IFRS). / À compter du 1 janvier 2011, cette série a été modifiée suite à l'adoption de normes internationales d'information financière (normes IFRS).

(3) Information to update these tables may not be available at time of publishing. / Il se peut que l'information nécessaire à la mise à jour de ces tableaux ne soit pas disponible au moment de la publication.

| Monthly and week ending Wednesday Données mensuelles et de la semaine se terminant le mercredi | | BANK OF CANADA (Millions of dollars) ² <i>BANQUE DU CANADA (En millions de dollars)²</i> | | | | Other Bank of Canada operations <i>Autres opérations de la Banque du Canada</i> | | | | continued <i>suite</i> |
|---|----|--|---|--|---|--|---|--|---|---------------------------|
| | | Bank of Canada special purchase and resale agreements/sale and repurchase agreements intervention <i>Intervention de la Banque du Canada dans le cadre de prises en pension spéciales ou de cessions en pension</i> | | | | Term purchase and resale <i>Prises en pension à plus d'un jour</i> | | Securities lending operations <i>Opérations de prêt de titres</i> | | |
| | | Special purchase and resale agreements <i>Prises en pension spéciales</i> | | Sale and repurchase agreements <i>Cessions en pension</i> | | Total amount <i>Montant total</i> | Days transacted <i>Nombre de jours</i> | Total amount <i>Montant total</i> | Days transacted <i>Nombre de jours</i> | |
| | | Total amount <i>Montant total</i> | Days transacted <i>Nombre de jours</i> | Total amount <i>Montant total</i> | Days transacted <i>Nombre de jours</i> | | | | | |
| | | V41838383 | V41838384 | V41838385 | V41838386 | V41838387 | V41838388 | V41838389 | V41838390 | |
| | | V41838397 | V41838398 | V41838399 | V41838400 | V41838401 | V41838402 | V41838403 | V41838404 | |
| 2013 | D | 1,595 | 3 | - | - | 1,800 | 2 | 2,541 | 13 | |
| 2014 | J | 820 | 1 | - | - | - | - | 3,978 | 13 | |
| | F | 685 | 1 | - | - | - | - | 4,034 | 14 | |
| | M | - | - | 230 | 1 | - | - | 461 | 5 | |
| | A | - | - | - | - | - | - | 493 | 9 | |
| 2014 | M | 5 | - | 230 | 1 | - | - | 38 | 1 | |
| | 12 | - | - | - | - | - | - | 261 | 2 | |
| | 19 | - | - | - | - | - | - | - | - | |
| | 26 | - | - | - | - | - | - | 85 | 2 | |
| | A | 2 | - | - | - | - | - | 115 | 1 | |
| | 9 | - | - | - | - | - | - | 59 | 1 | |
| | 16 | - | - | - | - | - | - | 245 | 4 | |
| | 23 | - | - | - | - | - | - | 30 | 1 | |
| | 30 | - | - | - | - | - | - | 159 | 3 | |
| | M | 7 | - | - | - | - | - | 155 | 1 | |
| | 14 | - | - | - | - | - | - | 190 | 2 | |

| Monthly Average Moyenne mensuelle | | CHARTERED BANK ASSETS (Millions of dollars) <i>ACTIF DES BANQUES À CHARTE (En millions de dollars)</i> | | | | | | BFS Table C1 <i>SBF Tableau C1</i> | | |
|--------------------------------------|---|---|--|--|---|---|--|---|--------------------|---------|
| | | Canadian dollar assets <i>Avoirs en dollars canadiens</i> | | | | | | | | |
| | | Liquid assets <i>Avoirs de première liquidité</i> | | | | | | | | |
| | | Bank of Canada notes and coin <i>Pièces et billets de la Banque du Canada</i> | Bank of Canada deposits <i>Dépôts à la Banque du Canada</i> | Treasury bills (amortized value) <i>Bons du Trésor (valeur après amortissement)</i> | Government of Canada direct and guaranteed bonds <i>Obligations émises ou garanties par le gouvernement canadien</i> | Call and short loans <i>Prêts à vue ou à court terme</i> | Holdings of selected short-term assets <i>Divers avoirs à court terme</i> | Total ³ | Total ³ | |
| | | | | | 3 years and under ³ 3 ans ou moins ³ | Over 3 years ³ Plus de 3 ans ³ | Short-term paper ³ <i>Papier à court terme³</i> | Other ^{1,3} <i>Autres^{1,3}</i> | | |
| | | V36690 | V36691 | V36693 | V36695 | V36696 | V36697 | V36702 | V36882 | |
| 2012 | J | 4,484 | 219 | 33,015 | 80,394 | 76,067 | 1,786 | 20,187 | 31,460 | 247,612 |
| | J | 4,677 | 179 | 34,840 | 75,829 | 74,014 | 2,739 | 21,655 | 30,619 | 244,552 |
| | A | 4,529 | 223 | 38,094 | 73,336 | 68,680 | 2,515 | 21,234 | 28,991 | 237,601 |
| | S | 4,389 | 219 | 41,253 | 72,271 | 71,680 | 2,379 | 20,247 | 29,981 | 242,418 |
| | O | 4,609 | 227 | 38,311 | 70,273 | 74,196 | 2,712 | 18,050 | 28,722 | 237,100 |
| | N | 4,477 | 236 | 37,616 | 71,523 | 75,002 | 2,907 | 19,822 | 28,655 | 240,238 |
| | D | 5,219 | 303 | 32,732 | 68,209 | 73,751 | 2,673 | 20,672 | 30,429 | 233,988 |
| 2013 | J | 4,901 | 240 | 29,998 | 67,672 | 70,969 | 2,978 | 20,391 | 21,292 | 218,440 |
| | F | 4,443 | 282 | 29,888 | 63,458 | 72,007 | 3,198 | 19,679 | 21,202 | 214,157 |
| | M | 4,321 | 272 | 33,150 | 67,215 | 72,423 | 3,410 | 22,424 | 20,133 | 223,349 |
| | A | 4,357 | 269 | 30,330 | 66,109 | 71,411 | 2,811 | 22,895 | 19,763 | 217,946 |
| | M | 4,479 | 254 | 35,020 | 64,569 | 73,922 | 1,189 | 22,655 | 19,087 | 221,175 |
| | J | 4,569 | 286 | 41,268 | 61,065 | 69,732 | 1,955 | 23,912 | 19,961 | 222,748 |
| | J | 4,686 | 452 | 38,367 | 64,958 | 61,554 | 2,120 | 24,049 | 20,020 | 216,207 |
| | A | 4,620 | 270 | 38,270 | 62,228 | 68,003 | 1,913 | 22,851 | 20,318 | 218,475 |
| | S | 4,499 | 283 | 39,053 | 62,307 | 67,879 | 1,980 | 23,174 | 20,408 | 219,585 |
| | O | 4,629 | 229 | 30,809 | 59,913 | 70,199 | 2,281 | 23,451 | 20,026 | 211,537 |
| | N | 4,500 | 306 | 27,698 | 58,996 | 72,607 | 2,085 | 25,486 | 20,570 | 212,247 |
| | D | 5,485 | 240 | 25,551 | 56,810 | 76,562 | 1,880 | 27,685 | 20,244 | 214,457 |
| 2014 | J | 4,769 | 226 | 24,666 | 54,503 | 79,381 | 1,750 | 24,784 | 18,654 | 208,733 |
| | F | 4,398 | 285 | 22,755 | 53,592 | 76,929 | 1,676 | 24,468 | 18,657 | 202,761 |
| | M | 4,552 | 284 | 24,979 | 51,769 | 75,626 | 1,968 | 24,242 | 18,194 | 201,614 |

(1) Consists of bankers' acceptances and deposits with other regulated financial institutions.

Représente les acceptations bancaires et les dépôts dans les autres institutions financières réglementées.

(2) Information to update these tables may not be available at time of publishing.

Il se peut que l'information nécessaire à la mise à jour de ces tableaux ne soit pas disponible au moment de la publication.

(3) Over the course of 2011, this series was affected by International Financial Reporting Standards (IFRS).

Au cours de 2011, les Normes internationales d'information financière (IFRS) ont eu une incidence sur la présente série.

| Monthly Average Moyenne mensuelle | | CHARTERED BANK ASSETS (Millions of dollars) ACTIF DES BANQUES À CHARTE (En millions de dollars) | | | | | | | | | | continued suite |
|---|--|--|-----------------|--|--|---|--|---|---|--|--------|--------------------|
| Canadian dollar assets Avoirs en dollars canadiens | | | | | | | | | | | | |
| Less liquid assets Avoirs de seconde liquidité | | | | | | | | | | | | |
| Non-mortgage loans Prêts non hypothécaires | | | | | | | | | | | | |
| Personal Personnels | | | | Federal government, provinces and municipalities Gouvernement fédéral, provinces et municipalités | To Canadian residents for business purposes À des résidents canadiens à des fins commerciales | | | To non-residents for business purposes À des non-résidents à des fins commerciales | | Total ² Total ² | | |
| Personal loan plans Prêts personnels à tempérament | Credit cards ² Cartes de crédit ² | Personal lines of credit ² Marges de crédit personnelles ² | Other Autres | | Reverse repos ² Prises en pension ² | Business loans ² Prêts aux entreprises ² | Leasing receivables ² Créances résultant du crédit-bail ² | Reverse repos Prises en pension | Business loans Prêts aux entreprises | | | |
| V36867 | V36868 | V36869 | V36870 | V36720 | V36862 | V36863 | V36864 | V36719 | V36859 | V36860 | V36855 | |
| 2012 J | 70,615 | 76,146 | 253,092 | 20,736 | 3,839 | 96,004 | 187,877 | 1,514 | 9,071 | 18,246 | 3,828 | 739,454 |
| J | 71,170 | 76,029 | 254,230 | 20,519 | 3,890 | 93,920 | 190,897 | 1,541 | 8,748 | 19,987 | 3,575 | 742,964 |
| A | 73,528 | 76,174 | 255,278 | 20,217 | 3,829 | 97,735 | 192,562 | 1,281 | 8,783 | 20,384 | 3,444 | 751,932 |
| S | 74,062 | 76,765 | 256,644 | 19,644 | 3,881 | 97,781 | 195,049 | 1,364 | 8,765 | 21,794 | 3,154 | 757,539 |
| O | 74,688 | 76,440 | 257,226 | 19,497 | 3,710 | 94,706 | 197,189 | 1,234 | 8,792 | 24,290 | 3,192 | 759,730 |
| N | 75,068 | 73,704 | 259,690 | 19,424 | 3,962 | 97,094 | 198,062 | 1,663 | 8,877 | 24,214 | 3,280 | 763,373 |
| D | 75,106 | 75,491 | 260,033 | 19,357 | 4,087 | 97,846 | 201,516 | 1,571 | 8,888 | 23,275 | 3,796 | 769,396 |
| 2013 J | 74,596 | 73,958 | 259,590 | 19,223 | 4,129 | 101,524 | 200,856 | 1,456 | 8,949 | 19,941 | 3,717 | 766,483 |
| F | 81,229 | 72,500 | 259,145 | 18,650 | 4,033 | 106,416 | 204,781 | 1,432 | 8,967 | 21,222 | 3,548 | 780,492 |
| M | 81,602 | 72,103 | 259,709 | 18,753 | 4,283 | 106,799 | 209,076 | 1,277 | 8,985 | 23,580 | 3,621 | 788,511 |
| A | 82,088 | 72,576 | 259,140 | 18,642 | 4,229 | 106,325 | 209,962 | 1,462 | 8,935 | 24,850 | 3,630 | 790,378 |
| M | 85,895 | 70,819 | 259,271 | 18,783 | 3,587 | 113,875 | 209,244 | 1,508 | 8,945 | 21,313 | 3,383 | 795,116 |
| J | 86,887 | 71,291 | 259,226 | 18,579 | 3,760 | 117,371 | 212,536 | 1,524 | 9,010 | 18,227 | 3,355 | 800,243 |
| J | 87,988 | 71,408 | 259,075 | 18,953 | 3,961 | 111,690 | 216,634 | 1,591 | 9,073 | 20,404 | 3,468 | 802,653 |
| A | 88,774 | 72,007 | 258,686 | 18,666 | 3,909 | 114,291 | 215,292 | 968 | 9,119 | 19,565 | 3,343 | 803,652 |
| S | 89,535 | 72,687 | 258,820 | 18,079 | 4,100 | 118,277 | 217,825 | 1,086 | 9,209 | 18,360 | 3,223 | 810,116 |
| O | 89,710 | 72,218 | 258,715 | 18,018 | 3,875 | 117,987 | 218,696 | 1,118 | 9,266 | 19,988 | 3,332 | 811,805 |
| N | 90,608 | 72,419 | 258,539 | 17,467 | 3,707 | 125,039 | 219,454 | 963 | 9,322 | 19,148 | 3,616 | 819,319 |
| D | 91,379 | 74,523 | 258,605 | 17,096 | 3,792 | 134,887 | 220,570 | 900 | 9,323 | 15,788 | 3,164 | 829,128 |
| 2014 J | 91,819 | 72,871 | 257,499 | 17,449 | 4,071 | 127,373 | 219,180 | 1,204 | 9,397 | 16,584 | 3,236 | 819,479 |
| F | 91,955 | 71,421 | 257,539 | 17,748 | 4,371 | 127,513 | 218,307 | 977 | 9,372 | 16,568 | 3,007 | 817,800 |
| M | 91,455 | 71,037 | 258,260 | 18,668 | 4,480 | 132,789 | 223,330 | 1,090 | 9,366 | 16,664 | 2,885 | 828,935 |

| Monthly Average Moyenne mensuelle | | CHARTERED BANK ASSETS (Millions of dollars) ACTIF DES BANQUES À CHARTE (En millions de dollars) | | | | | | | | | | continued suite |
|---|---|--|---------|--|---|--|---------|--|---|---|--|--------------------|
| Canadian dollar assets Avoirs en dollars canadiens | | | | | | | | | | | | |
| Less liquid assets Avoirs de seconde liquidité | | | | | | | | | | | | |
| Mortgages Prêts hypothécaires | | | | Total ² Total ² | Canadian securities ¹ Titres canadiens ¹ | | | Total ² Total ² | Total Canadian dollar assets ² Ensemble des avoirs en dollars canadiens ² | Net foreign currency assets ² Avoirs nets en monnaies étrangères ² | | |
| Residential ² À l'habitation ² | Non-residential Sur immeubles non résidentiels | Total ² Total ² | | Provincial and municipal Provinces et municipalités | Corporate ² Sociétés ² | Total ² Total ² | | | | | | |
| V36724 | V36718 | V36857 | V36723 | V36865 | V36728 | V36725 | V36703 | V36852 | V36686 | | | |
| 2012 J | 837,383 | 32,925 | 870,308 | 1,609,762 | 51,811 | 171,498 | 223,310 | 1,833,072 | 2,294,110 | -60,984 | | |
| J | 843,782 | 33,086 | 876,869 | 1,619,833 | 53,697 | 174,740 | 228,437 | 1,848,270 | 2,414,630 | -61,686 | | |
| A | 850,033 | 33,369 | 883,402 | 1,635,335 | 49,275 | 177,320 | 226,596 | 1,861,931 | 2,527,929 | -63,060 | | |
| S | 854,609 | 33,598 | 888,206 | 1,645,746 | 49,028 | 181,155 | 230,183 | 1,875,929 | 2,544,457 | -65,093 | | |
| O | 858,139 | 33,799 | 891,938 | 1,651,669 | 50,300 | 183,930 | 234,230 | 1,885,899 | 2,430,572 | -62,047 | | |
| N | 859,264 | 34,616 | 893,880 | 1,657,254 | 50,431 | 185,903 | 236,334 | 1,893,587 | 2,352,952 | -61,764 | | |
| D | 864,267 | 35,060 | 899,327 | 1,668,722 | 53,603 | 192,547 | 246,150 | 1,914,872 | 2,443,668 | -67,137 | | |
| 2013 J | 863,794 | 35,029 | 898,822 | 1,665,305 | 53,272 | 192,045 | 245,317 | 1,910,623 | 2,465,876 | -61,554 | | |
| F | 864,964 | 35,272 | 900,236 | 1,680,728 | 54,658 | 198,065 | 252,723 | 1,933,451 | 2,287,564 | -62,494 | | |
| M | 866,840 | 35,543 | 902,383 | 1,690,894 | 54,757 | 200,802 | 255,559 | 1,946,453 | 2,383,788 | -56,616 | | |
| A | 869,792 | 35,604 | 905,395 | 1,695,774 | 56,201 | 198,167 | 254,368 | 1,950,142 | 2,461,204 | -53,893 | | |
| M | 873,601 | 35,590 | 909,191 | 1,704,308 | 57,315 | 199,714 | 257,029 | 1,961,337 | 2,461,174 | -50,137 | | |
| J | 879,312 | 36,030 | 915,343 | 1,715,586 | 55,960 | 196,094 | 252,054 | 1,967,639 | 2,359,857 | -47,282 | | |
| J | 894,249 | 37,459 | 931,708 | 1,734,362 | 56,241 | 203,220 | 259,461 | 1,993,822 | 2,400,554 | -50,679 | | |
| A | 899,001 | 37,770 | 936,772 | 1,740,424 | 56,993 | 203,525 | 260,518 | 2,000,942 | 2,387,697 | -54,055 | | |
| S | 905,826 | 37,987 | 943,813 | 1,753,928 | 54,040 | 207,233 | 261,273 | 2,015,201 | 2,542,244 | -59,456 | | |
| O | 910,156 | 38,106 | 948,263 | 1,760,067 | 55,740 | 208,429 | 264,169 | 2,024,236 | 2,482,908 | -56,661 | | |
| N | 913,504 | 38,272 | 951,776 | 1,771,095 | 58,756 | 214,735 | 273,490 | 2,044,585 | 2,332,909 | -58,485 | | |
| D | 916,138 | 38,737 | 954,875 | 1,784,003 | 61,561 | 216,590 | 278,150 | 2,062,153 | 2,353,612 | -57,588 | | |
| 2014 J | 915,394 | 39,170 | 954,564 | 1,774,043 | 61,221 | 217,971 | 279,192 | 2,053,235 | 2,255,906 | -58,217 | | |
| F | 916,132 | 39,100 | 955,231 | 1,773,031 | 60,125 | 218,007 | 278,131 | 2,051,162 | 2,295,376 | -58,148 | | |
| M | 917,518 | 38,799 | 956,317 | 1,785,252 | 58,185 | 221,880 | 280,065 | 2,065,317 | 2,364,747 | -64,504 | | |

(1) Excludes short-term paper. / À l'exclusion du papier à court terme.

(2) Over the course of 2011, this series was affected by International Financial Reporting Standards (IFRS). / Au cours de 2011, les Normes internationales d'information financière (IFRS) ont eu une incidence sur la présente série.

Monthly
Average
Moyenne
mensuelle

CHARTERED BANK FOREIGN CURRENCY ITEMS (Millions of dollars)
EFFETS EN MONNAIES ÉTRANGÈRES DES BANQUES À CHARTE (En millions de dollars)

| | | Net foreign currency assets ² Avoirs nets en monnaies étrangères ² | Foreign currency business with Canadian residents Opérations en monnaies étrangères avec des résidents canadiens | | | | | |
|------|---|---|---|----------------|--|---|--------------------|----------------|
| | | | Securities Titres | Loans Prêts | Of which: Reverse repos Dont : Prises en pension | | Deposits Dépôts | |
| | | | Total Total | Total Total | Of which: Reverse repos Dont : Prises en pension | Deposits of banks Dépôts des banques | Other Autres | Total Total |
| | | V36686 | V36846 | V36877 | V36878 | V36875 | V36876 | V36872 |
| 2012 | J | -60,984 | 25,622 | 34,329 | 6,378 | | 1,442 | 200,869 |
| | J | -61,686 | 26,381 | 34,580 | 6,075 | | 733 | 200,486 |
| | A | -63,060 | 25,468 | 35,202 | 7,222 | | 732 | 204,968 |
| | S | -65,093 | 26,186 | 36,228 | 7,578 | | 930 | 206,837 |
| | O | -62,047 | 28,681 | 36,357 | 6,881 | | 1,128 | 211,572 |
| | N | -61,764 | 27,892 | 37,080 | 6,308 | | 1,185 | 210,002 |
| | D | -67,137 | 29,775 | 39,097 | 6,262 | | 1,619 | 214,643 |
| 2013 | J | -61,554 | 29,175 | 40,992 | 7,747 | | 1,608 | 219,719 |
| | F | -62,494 | 29,182 | 42,923 | 7,796 | | 1,485 | 222,905 |
| | M | -56,616 | 28,126 | 44,877 | 6,908 | | 1,278 | 218,282 |
| | A | -53,893 | 29,568 | 44,750 | 7,055 | | 1,382 | 213,536 |
| | M | -50,137 | 30,816 | 44,838 | 7,990 | | 1,245 | 226,169 |
| | J | -47,282 | 31,639 | 42,824 | 7,292 | | 1,646 | 231,825 |
| | J | -50,679 | 31,288 | 43,477 | 7,711 | | 1,366 | 226,239 |
| | A | -54,055 | 32,467 | 45,144 | 7,829 | | 1,523 | 229,642 |
| | S | -59,456 | 32,085 | 43,499 | 7,209 | | 1,372 | 237,973 |
| | O | -56,661 | 34,012 | 43,215 | 5,654 | | 1,337 | 242,766 |
| | N | -58,485 | 34,198 | 45,445 | 5,585 | | 1,575 | 252,618 |
| | D | -57,588 | 34,534 | 45,385 | 6,796 | | 1,781 | 256,143 |
| 2014 | J | -58,217 | 36,183 | 47,781 | 6,842 | | 2,166 | 276,144 |
| | F | -58,148 | 36,421 | 48,635 | 7,360 | | 2,675 | 266,942 |
| | M | -64,504 | 36,945 | 49,592 | 7,034 | | 3,004 | 269,065 |

Monthly
Average
Moyenne
mensuelle

SELECTED SEASONALLY ADJUSTED SERIES: CHARTERED BANK ASSETS AND LIABILITIES (Millions of dollars)
QUELQUES STATISTIQUES BANCAIRES DÉSAISONNALISÉES : AVOIRS ET ENGAGEMENTS DES BANQUES À CHARTE (En millions de dollars)

BFS Table C8
SBF Tableau C8

| | | Canadian dollar assets Avoirs en dollars canadiens | | | | | Canadian dollar deposits Dépôts en dollars canadiens | | | | | |
|------|---|---|---|---|---|---|---|--|--|---|---------|-----------|
| | | Total ^{1,2} Total ^{1,2} | Less liquid assets ^{1,2} Avoirs de seconde liquidité ^{1,2} | General loans ^{1,2} Prêts généraux ^{1,2} | Total personal loans ² Ensemble des prêts personnels ² | Business loans ^{1,2} Prêts aux entreprises ^{1,2} | Residential mortgages ² hypothécaires à l'habitation ² | Bankers' acceptances Acceptations bancaires | Personal deposits Dépôts des particuliers | Non-personal demand and notice deposits ² Dépôts à vue et à préavis autres que ceux des particuliers ² | | |
| | | V37133 | V37112 | V37154 | V37119 | V37120 | V37130 | V37140 | V41552791 | V41552799 | V37135 | V41552800 |
| 2012 | J | 2,294,110 | 1,833,072 | 726,544 | 420,602 | 305,955 | 839,071 | 57,093 | 729,262 | 421,867 | 307,456 | 328,330 |
| | J | 2,414,630 | 1,848,270 | 730,326 | 421,280 | 308,379 | 842,109 | 58,039 | 733,067 | 426,308 | 306,592 | 331,878 |
| | A | 2,527,929 | 1,861,931 | 739,321 | 424,082 | 314,125 | 847,430 | 59,095 | 737,363 | 427,468 | 309,081 | 335,523 |
| | S | 2,544,457 | 1,875,929 | 744,893 | 425,219 | 317,777 | 850,981 | 59,965 | 735,908 | 427,062 | 307,855 | 337,725 |
| | O | 2,430,572 | 1,885,899 | 747,228 | 426,432 | 319,377 | 854,306 | 60,836 | 743,164 | 427,359 | 316,074 | 339,100 |
| | N | 2,352,952 | 1,893,587 | 750,535 | 427,616 | 322,650 | 856,202 | 60,656 | 743,016 | 427,536 | 314,750 | 346,104 |
| | D | 2,443,668 | 1,914,872 | 756,421 | 428,778 | 326,434 | 861,399 | 61,167 | 744,682 | 430,123 | 313,340 | 348,142 |
| 2013 | J | 2,465,876 | 1,910,623 | 753,405 | 428,834 | 326,038 | 864,616 | 61,929 | 747,901 | 433,852 | 313,412 | 350,468 |
| | F | 2,287,564 | 1,933,451 | 767,492 | 433,450 | 335,967 | 868,337 | 62,573 | 752,330 | 436,894 | 315,975 | 361,903 |
| | M | 2,383,788 | 1,946,453 | 775,243 | 433,330 | 343,075 | 870,826 | 60,765 | 758,095 | 443,735 | 316,377 | 367,528 |
| | A | 2,461,204 | 1,950,142 | 777,214 | 434,064 | 344,767 | 874,581 | 63,336 | 758,120 | 444,003 | 315,564 | 371,303 |
| | M | 2,461,174 | 1,961,337 | 782,584 | 435,260 | 347,816 | 876,492 | 63,033 | 759,657 | 446,857 | 313,103 | 370,169 |
| | J | 2,359,857 | 1,967,639 | 787,473 | 435,944 | 351,490 | 881,044 | 62,902 | 760,287 | 449,690 | 310,657 | 373,183 |
| | J | 2,400,554 | 1,993,822 | 789,619 | 436,654 | 352,195 | 892,663 | 62,502 | 769,359 | 451,724 | 317,342 | 374,203 |
| | A | 2,387,697 | 2,000,942 | 790,624 | 436,822 | 352,492 | 896,298 | 61,992 | 772,576 | 454,991 | 316,749 | 379,588 |
| | S | 2,542,244 | 2,015,201 | 796,806 | 437,184 | 357,685 | 902,228 | 60,990 | 776,971 | 458,806 | 317,055 | 381,749 |
| | O | 2,482,908 | 2,024,236 | 798,663 | 437,431 | 360,002 | 906,363 | 60,860 | 779,298 | 461,744 | 317,983 | 383,416 |
| | N | 2,332,909 | 2,044,585 | 806,290 | 438,816 | 367,257 | 910,523 | 60,524 | 783,571 | 465,503 | 317,551 | 387,659 |
| | D | 2,353,612 | 2,062,153 | 816,012 | 440,492 | 374,409 | 913,225 | 63,150 | 786,167 | 468,687 | 316,243 | 390,797 |
| 2014 | J | 2,255,906 | 2,053,235 | 806,011 | 441,201 | 366,373 | 916,232 | 66,141 | 789,558 | 472,859 | 315,919 | 395,203 |
| | F | 2,295,376 | 2,051,162 | 804,056 | 440,589 | 365,394 | 919,505 | 67,203 | 790,127 | 474,757 | 315,897 | 397,309 |
| | M | 2,364,747 | 2,065,317 | 815,089 | 440,529 | 375,668 | 921,504 | 65,937 | 791,980 | 477,934 | 315,996 | 400,760 |

(1) Unadjusted because it does not show stable seasonality. / Ces données ne présentant pas de variations saisonnières stables, elles ne sont pas désaisonnalisées.

(2) Over the course of 2011, this series was affected by International Financial Reporting Standards (IFRS). / Au cours de 2011, les Normes internationales d'information financière (IFRS) ont eu une incidence sur la présente série.

FINANCIAL MARKET STATISTICS
STATISTIQUES DU MARCHÉ FINANCIERBFS Table F1
SBF Tableau F1

| Effective date (year, month, day) Date d'entrée en vigueur (année, mois, jour) | Bank Rate Taux officiel d'escompte | Operating band Fourchette opérationnelle | | Target over-night rate Taux cible du financement à un jour | Wednesday Le mercredi | Chartered bank administered interest rates Taux d'intérêt administrés des banques à charte | | | | | | | | |
|---|--|---|--------------|---|--------------------------|---|---|-------------------|---|---|---|---|-------------------|---------|
| | | Low Bas | High Haut | | | Prime business Taux de base des prêts aux entreprises | Conventional mortgage Prêts hypothécaires ordinaires | | Non-chequable savings deposits Dépôts non transférables par chèque | Daily interest savings (balances over \$100,000) Comptes d'épargne à intérêt quotidien (soldes supérieurs à 100 000 \$) | 5-year personal fixed term Dépôts à 5 ans des particuliers | Guaranteed investment certificates Certificats de placement garantis | | |
| | | | | | | | 1 year À 1 an | 5 year À 5 ans | | | | 1 year À 1 an | 5 year À 5 ans | |
| | | V39078 | V39076 | | | V39077 | V39079 | V121796 | V121763 | V121764 | V121766 | V121776 | V121765 | V121771 |
| 2007 12 04 | 4.50 | 4.00 | 4.50 | 4.25 | 2014 F | 5 | 3.00 | 3.14 | 5.24 | 0.05 | 0.15 | 1.45 | 0.78 | 1.63 |
| 2008 1 22 | 4.25 | 3.75 | 4.25 | 4.00 | | 12 | 3.00 | 3.14 | 5.24 | 0.05 | 0.15 | 1.45 | 0.78 | 1.63 |
| 2008 3 04 | 3.75 | 3.25 | 3.75 | 3.50 | | 19 | 3.00 | 3.14 | 5.24 | 0.05 | 0.15 | 1.45 | 0.78 | 1.63 |
| 2008 4 22 | 3.25 | 2.75 | 3.25 | 3.00 | | 26 | 3.00 | 3.14 | 5.24 | 0.05 | 0.15 | 1.45 | 0.78 | 1.63 |
| 2008 10 08 | 2.75 | 2.25 | 2.75 | 2.50 | M | 5 | 3.00 | 3.14 | 4.99 | 0.05 | 0.15 | 1.45 | 0.78 | 1.63 |
| 2008 12 21 | 2.50 | 2.00 | 2.50 | 2.25 | | 12 | 3.00 | 3.14 | 4.99 | 0.05 | 0.15 | 1.45 | 1.30 | 1.63 |
| 2008 12 09 | 1.75 | 1.25 | 1.75 | 1.50 | | 19 | 3.00 | 3.14 | 4.99 | 0.05 | 0.15 | 1.45 | 1.30 | 1.63 |
| 2009 1 20 | 1.25 | 0.75 | 1.25 | 1.00 | | 26 | 3.00 | 3.14 | 4.99 | 0.05 | 0.15 | 1.45 | 1.30 | 1.63 |
| 2009 3 03 | 0.75 | 0.25 | 0.75 | 0.50 | A | 2 | 3.00 | 3.14 | 4.99 | 0.05 | 0.15 | 1.45 | 1.30 | 1.63 |
| 2009 4 21 | 0.50 | 0.25 | 0.50 | 0.25 | | 9 | 3.00 | 3.14 | 4.79 | 0.05 | 0.15 | 1.45 | 1.30 | 2.20 |
| 2010 6 01 | 0.75 | 0.25 | 0.75 | 0.50 | | 16 | 3.00 | 3.14 | 4.79 | 0.05 | 0.15 | 1.45 | 1.30 | 2.20 |
| 2010 7 20 | 1.00 | 0.50 | 1.00 | 0.75 | | 23 | 3.00 | 3.14 | 4.79 | 0.05 | 0.15 | 1.45 | 1.30 | 2.20 |
| 2010 9 08 | 1.25 | 0.75 | 1.25 | 1.00 | | 30 | 3.00 | 3.14 | 4.79 | 0.05 | 0.15 | 1.45 | 1.30 | 2.20 |
| | | | | | M | 7 | 3.00 | 3.14 | 4.79 | 0.05 | 0.15 | 1.45 | 1.30 | 2.20 |
| | | | | | | 14 | 3.00 | 3.14 | 4.79 | 0.05 | 0.15 | 1.45 | 1.30 | 2.20 |

FINANCIAL MARKET STATISTICS
STATISTIQUES DU MARCHÉ FINANCIERcontinued
suite

| Wednesday and latest week Le mercredi et la dernière semaine | Treasury bills Bons du Trésor | | | | Selected Government of Canada benchmark bond yields Quelques rendements d'obligations types du gouvernement canadien | | | | | | Government of Canada marketable bonds, average yield Rendements moyens des obligations négociables du gouvernement canadien | | | | | |
|---|----------------------------------|---------------------|---------------------|-------------------|---|-------------------|-------------------|-------------------|---------------------|---------------------------|--|--------------------------|--------------------------|----------------------------|------------------------------------|------|
| | 1 month À 1 mois | 3 month À 3 mois | 6 month À 6 mois | 1 year À 1 an | 2 year À 2 ans | 3 year À 3 ans | 5 year À 5 ans | 7 year À 7 ans | 10 year À 10 ans | long-term À long terme | Real Return Bonds, long-term Obligations à long terme à rendement réel | 1-3 year De 1 à 3 ans | 3-5 year De 3 à 5 ans | 5-10 year De 5 à 10 ans | Over 10 years De plus de 10 ans | |
| | V121777 V39063 | V121778 V39065 | V121779 V39066 | V121780 V39067 | V121786 V39051 | V121787 V39052 | V121788 V39053 | V121789 V39054 | V121790 V39055 | V121791 V39056 | V121808 V39057 | V121755 V39059 | V121756 V39060 | V121757 V39061 | V121758 V39062 | |
| | | | | | | | | | | | | | | | | |
| 2014 F | 5 | 0.83 | 0.88 | 0.91 | 0.95 | 0.98 | 1.17 | 1.58 | 1.85 | 2.38 | 2.98 | 1.01 | 1.01 | 1.37 | 1.99 | 2.82 |
| | 12 | 0.83 | 0.88 | 0.92 | 0.95 | 1.03 | 1.24 | 1.67 | 1.93 | 2.48 | 3.07 | 1.10 | 1.05 | 1.44 | 2.08 | 2.91 |
| | 19 | 0.80 | 0.87 | 0.91 | 0.95 | 1.00 | 1.20 | 1.62 | 1.88 | 2.44 | 3.05 | 1.07 | 1.02 | 1.39 | 2.03 | 2.88 |
| | 26 | 0.81 | 0.85 | 0.92 | 0.97 | 1.00 | 1.19 | 1.63 | 1.95 | 2.44 | 2.96 | 0.96 | 1.02 | 1.34 | 1.93 | 2.80 |
| | M | 5 | 0.75 | 0.82 | 0.88 | 0.96 | 1.03 | 1.21 | 1.67 | 1.98 | 2.46 | 0.95 | 1.05 | 1.45 | 2.00 | 2.82 |
| | | 12 | 0.74 | 0.82 | 0.88 | 0.94 | 1.02 | 1.19 | 1.64 | 1.99 | 2.44 | 0.96 | 1.04 | 1.43 | 1.98 | 2.82 |
| | | 19 | 0.80 | 0.84 | 0.87 | 0.95 | 1.06 | 1.24 | 1.71 | 2.03 | 2.48 | 0.95 | 1.07 | 1.49 | 2.03 | 2.83 |
| | | 26 | 0.89 | 0.89 | 0.92 | 0.97 | 1.06 | 1.23 | 1.69 | 2.02 | 2.45 | 0.90 | 1.06 | 1.47 | 2.01 | 2.82 |
| | A | 2 | 0.90 | 0.92 | 0.92 | 0.98 | 1.10 | 1.27 | 1.78 | 2.12 | 2.55 | 0.99 | 1.09 | 1.54 | 2.11 | 2.90 |
| | | 9 | 0.91 | 0.90 | 0.94 | 0.99 | 1.07 | 1.23 | 1.71 | 2.04 | 2.47 | 0.95 | 1.06 | 1.48 | 2.03 | 2.84 |
| | | 16 | 0.91 | 0.92 | 0.94 | 1.00 | 1.05 | 1.18 | 1.65 | 1.97 | 2.39 | 0.88 | 1.04 | 1.43 | 1.95 | 2.76 |
| | | 23 | 0.92 | 0.94 | 0.95 | 0.99 | 1.06 | 1.19 | 1.69 | 2.00 | 2.42 | 0.89 | 1.05 | 1.45 | 1.98 | 2.78 |
| | | 30 | 0.92 | 0.95 | 0.96 | 1.00 | 1.06 | 1.18 | 1.67 | 1.99 | 2.40 | 0.92 | 1.05 | 1.44 | 1.97 | 2.76 |
| | M | 7 | 0.91 | 0.93 | 0.95 | 0.99 | 1.07 | 1.17 | 1.64 | 1.97 | 2.37 | 0.88 | 1.05 | 1.41 | 1.94 | 2.74 |
| | | 14 | 0.92 | 0.92 | 0.95 | 0.98 | 1.04 | 1.13 | 1.56 | 1.88 | 2.28 | 0.83 | 1.03 | 1.35 | 1.84 | 2.66 |
| 2014 M | 8 | 0.90 | 0.92 | 0.94 | 0.98 | 1.07 | 1.17 | 1.65 | 1.97 | 2.37 | 2.89 | 0.89 | 1.05 | 1.42 | 1.94 | 2.73 |
| | 9 | 0.90 | 0.92 | 0.94 | 0.98 | 1.06 | 1.15 | 1.62 | 1.95 | 2.36 | 2.89 | 0.90 | 1.04 | 1.40 | 1.92 | 2.73 |
| | 12 | 0.90 | 0.92 | 0.94 | 0.98 | 1.07 | 1.17 | 1.66 | 1.99 | 2.40 | 2.92 | 0.92 | 1.05 | 1.42 | 1.95 | 2.76 |
| | 13 | 0.90 | 0.92 | 0.94 | 0.98 | 1.06 | 1.16 | 1.62 | 1.95 | 2.35 | 2.89 | 0.89 | 1.04 | 1.40 | 1.91 | 2.72 |
| | 14 | 0.92 | 0.92 | 0.95 | 0.98 | 1.04 | 1.13 | 1.56 | 1.88 | 2.28 | 2.83 | 0.83 | 1.03 | 1.35 | 1.84 | 2.66 |

FINANCIAL MARKET STATISTICS
STATISTIQUES DU MARCHÉ FINANCIER
continued
suite

| Wednesday and latest week Le mercredi et la dernière semaine | Bankers' acceptances | | Prime corporate paper rate | | Tuesday (effective date in brackets) Le mardi (date d'entrée en vigueur entre parenthèses) | Treasury bill auction Adjudication de bons du Trésor | | | | | | |
|--|------------------------|---------------------|--|---------------------|--|---|---------------------|------------------|-------------------------------------|---------------------|------------------|--|
| | Acceptations bancaires | | Taux du papier de premier choix des sociétés non financières | | | Average yields Rendement moyen | | | Amount auctioned Montant adjudgé | | | Amount maturing Montant arrivant à échéance |
| | 1 month À 1 mois | 3 month À 3 mois | 1 month À 1 mois | 3 month À 3 mois | | 3 month À 3 mois | 6 month À 6 mois | 1 year À 1 an | 3 month À 3 mois | 6 month À 6 mois | 1 year À 1 an | |
| | V121750 V39068 | V121775 V39071 | V121809 V39072 | V121812 V39074 | | V121799 | V121800 | V121801 | V121802 | V121803 | V121804 | |
| 2014 F 5 | 1.15 | 1.19 | 1.14 | 1.17 | 2014 F 4 | | | | | | | |
| 12 | 1.15 | 1.19 | 1.14 | 1.17 | 11 | 0.878 | 0.914 | 0.943 | 6,200 | 2,400 | 2,400 | 13,200 |
| 19 | 1.15 | 1.19 | 1.14 | 1.17 | 18 | | | | | | | |
| 26 | 1.17 | 1.19 | 1.14 | 1.17 | 25 | 0.866 | 0.909 | 0.957 | 5,900 | 2,300 | 2,300 | 13,100 |
| M 5 | 1.15 | 1.19 | 1.14 | 1.17 | M 4 | | | | | | | |
| 12 | 1.15 | 1.19 | 1.14 | 1.17 | 11 | 0.826 | 0.868 | 0.945 | 5,600 | 2,200 | 2,200 | 12,400 |
| 19 | 1.15 | 1.19 | 1.14 | 1.17 | 18 | | | | | | | |
| 26 | 1.16 | 1.19 | 1.14 | 1.17 | 25 | 0.880 | 0.907 | 0.963 | 6,200 | 2,400 | 2,400 | 12,200 |
| A 2 | 1.16 | 1.20 | 1.14 | 1.17 | A 1 | | | | | | | |
| 9 | 1.16 | 1.20 | 1.14 | 1.17 | 8 | 0.912 | 0.943 | 0.988 | 7,100 | 2,700 | 2,700 | 13,300 |
| 16 | 1.18 | 1.20 | 1.14 | 1.17 | 15 | | | | | | | |
| 23 | 1.18 | 1.20 | 1.14 | 1.17 | 22 | 0.939 | 0.957 | 0.999 | 8,900 | 3,300 | 3,300 | 11,400 |
| 30 | 1.19 | 1.20 | 1.14 | 1.17 | 29 | | | | | | | |
| M 7 | 1.18 | 1.20 | 1.14 | 1.17 | M 6 | 0.933 | 0.958 | 0.998 | 8,300 | 3,100 | 3,100 | 17,000 |
| 14 | 1.19 | 1.21 | 1.14 | 1.18 | 13 | | | | | | | |
| 2014 M 8 | 1.19 | 1.20 | 1.14 | 1.18 | | | | | | | | |
| 9 | 1.19 | 1.21 | 1.14 | 1.18 | | | | | | | | |
| 12 | 1.19 | 1.20 | 1.14 | 1.18 | | | | | | | | |
| 13 | 1.19 | 1.20 | 1.14 | 1.18 | | | | | | | | |
| 14 | 1.19 | 1.21 | 1.14 | 1.18 | | | | | | | | |

Effective 16 September 1997, the weekly issuance pattern of treasury bills was replaced by a 2-week cycle and the maturity of 3-month treasury bills was lengthened by 7 days. Since 19 March 1998 (after a transition phase of six months), the maturity pattern follows a 2-week cycle.

Le 16 septembre 1997, le calendrier hebdomadaire des adjudications de bons du Trésor du gouvernement du Canada a été remplacé par un cycle de deux semaines et l'échéance des bons du Trésor à trois mois à été prolongée de sept jours. Depuis le 19 mars 1998 (après une période de transition de six mois), le calendrier des échéances suit également un cycle de deux semaines.

FINANCIAL MARKET STATISTICS
STATISTIQUES DU MARCHÉ FINANCIER
continued
suite

| Wednesday Le mercredi | Selected U.S. dollar interest rates Quelques taux d'intérêt pratiqués aux États-Unis | | | | | | | Forward premium or discount (-) U.S. dollars in Canada Report ou dépôt (-) sur le dollar É.-U. au Canada | | |
|-----------------------------|---|---------|---|---------|--|---------------------|--|---|---------------------|---------------------|
| | Federal funds rate Taux des fonds fédéraux | | Prime rate charged by banks Taux de base des prêts bancaires | | Commercial paper (adjusted) Papier commercial (taux corrigés) | | U.S. Treasuries constant maturity Obligations du Trésor américain à échéance fixe | | 1 month À 1 mois | 3 month À 3 mois |
| | | | | | 1 month À 1 mois | 3 month À 3 mois | 5 year À 5 ans | 10 year À 10 ans | | |
| | V121821 | V121820 | V121822 | V121823 | V121826 | V4429275 | V121793 | V121807 | | |
| 2014 F 5 | 0.07 | 3.25 | 0.06 | 0.10 | 1.50 | 2.70 | 0.77 | 0.84 | | |
| 12 | 0.06 | 3.25 | 0.06 | 0.12 | 1.59 | 2.80 | 0.77 | 0.85 | | |
| 19 | 0.06 | 3.25 | 0.05 | 0.10 | 1.53 | 2.73 | 0.77 | 0.88 | | |
| 26 | 0.07 | 3.25 | 0.05 | 0.10 | 1.50 | 2.67 | 0.77 | 0.87 | | |
| M 5 | 0.07 | 3.25 | 0.06 | 0.09 | 1.54 | 2.70 | 0.88 | 0.88 | | |
| 12 | 0.08 | 3.25 | 0.07 | 0.09 | 1.59 | 2.73 | 0.88 | 0.88 | | |
| 19 | 0.08 | 3.25 | 0.06 | 0.10 | 1.75 | 2.78 | 0.87 | 0.87 | | |
| 26 | 0.08 | 3.25 | 0.06 | 0.10 | 1.70 | 2.71 | 0.88 | 0.88 | | |
| A 2 | 0.08 | 3.25 | 0.06 | 0.10 | 1.80 | 2.82 | 0.88 | 0.88 | | |
| 9 | 0.08 | 3.25 | 0.05 | 0.10 | 1.65 | 2.71 | 0.90 | 0.90 | | |
| 16 | 0.09 | 3.25 | 0.05 | 0.10 | 1.67 | 2.65 | 0.99 | 0.88 | | |
| 23 | 0.10 | 3.25 | 0.06 | 0.10 | 1.73 | 2.70 | 0.99 | 0.88 | | |
| 30 | 0.09 | 3.25 | 0.05 | 0.10 | 1.69 | 2.67 | 0.89 | 0.89 | | |
| M 7 | 0.09 | 3.25 | 0.05 | 0.09 | 1.65 | 2.62 | 0.89 | 0.89 | | |
| 14 | | | | | | | 0.89 | 0.89 | | |

| Month, week ending Mois ou semaine se terminant à la date indiquée | | EXCHANGE RATES COURS DU CHANGE | | | | | | | | | | BFS Table I1 SBF Tableau I1 | | |
|---|---|---|------------|---|--------------------------------|--|--------------------------------|--|---------------------------------|-----------------------------|------------------------------|--|----------|--------|
| | | U.S. dollar Dollar É.-U. | | | | Canadian dollar in U.S. funds Dollar canadien exprimé en dollar É.-U. | | Other currencies Autres monnaies | | | | Canadian-dollar effective exchange rate index (CERI) ² Indice de taux de change effectif du dollar canadien (indice TCEC) ² 1992 = 100 | | |
| | | Canadian dollars per unit En dollars canadiens par unité | | Canadian cents per unit En cents canadiens par unité | | 3-month forward spread Report ou déport (-) à 3 mois | | Average of noon spot rates Moyenne des cours du comptant à midi | | | | | | |
| | | Spot rates Cours du comptant | | | | Closing Clôture | | Canadian dollars per unit En dollars canadiens par unité | | | | | | |
| | | High Haut | Low Bas | Closing Clôture | Average noon Moyenne à midi | Closing Clôture | Average noon Moyenne à midi | EMU ¹ Euro (UEM) ¹ | British pound livre sterling | Swiss franc Franc suisse | Japanese yen Yen japonais | | | |
| | | V37433 | V37434 | V37432 | V37426 | | | V121742 | V37430 | V37429 | V37456 | V41498903 | | |
| 2014 | J | 1.1225 | 1.0589 | 1.1138 | 1.0942 | 0.24 | 0.24 | 0.8978 | 1.4897 | 1.8018 | 1.2102 | 0.010544 | 110.49 | |
| | F | 1.1196 | 1.0940 | 1.1074 | 1.1055 | 0.24 | 0.24 | 0.9030 | 1.5107 | 1.8304 | 1.2369 | 0.010825 | 109.12 | |
| | M | 1.1279 | 1.0955 | 1.1055 | 1.1107 | 0.24 | 0.24 | 0.9046 | 1.5358 | 1.8462 | 1.2614 | 0.010853 | 108.49 | |
| | A | 1.1055 | 1.0858 | 1.0960 | 1.0991 | 0.24 | 0.24 | 0.9124 | 1.5178 | 1.8405 | 1.2450 | 0.010728 | 109.62 | |
| 2014 | A | 2 | 1.1102 | 1.1002 | 1.1035 | 1.1046 | 0.24 | 0.24 | 0.9062 | 1.5207 | 1.8380 | 1.2475 | 0.010718 | 109.15 |
| | | 9 | 1.1045 | 1.0858 | 1.0872 | 1.0962 | 0.24 | 0.24 | 0.9198 | 1.5077 | 1.8259 | 1.2353 | 0.010658 | 109.98 |
| | | 16 | 1.1034 | 1.0890 | 1.1018 | 1.0970 | 0.24 | 0.24 | 0.9076 | 1.5191 | 1.8380 | 1.2491 | 0.010782 | 109.76 |
| | | 23 | 1.1053 | 1.0983 | 1.1032 | 1.1019 | 0.24 | 0.24 | 0.9065 | 1.5217 | 1.8512 | 1.2470 | 0.010760 | 109.37 |
| | | 30 | 1.1047 | 1.0943 | 1.0960 | 1.1004 | 0.24 | 0.24 | 0.9124 | 1.5227 | 1.8515 | 1.2483 | 0.010754 | 109.48 |
| | M | 7 | 1.1007 | 1.0874 | 1.0894 | 1.0936 | 0.24 | 0.24 | 0.9179 | 1.5191 | 1.8497 | 1.2466 | 0.010720 | 110.06 |
| | | 14 | 1.0923 | 1.0814 | 1.0882 | 1.0885 | 0.24 | 0.24 | 0.9189 | 1.4980 | 1.8348 | 1.2283 | 0.010682 | 110.65 |

Latest week: / Dernière semaine :

| | | | | | | | | | | | | | | |
|------|---|----|--------|--------|--------|--------|------|------|--------|--------|--------|--------|----------|--------|
| 2014 | M | 8 | 1.0893 | 1.0814 | 1.0823 | 1.0858 | 0.24 | 0.24 | 0.9240 | 1.5054 | 1.8398 | 1.2361 | 0.010680 | 110.82 |
| | | 9 | 1.0916 | 1.0826 | 1.0896 | 1.0900 | 0.24 | 0.24 | 0.9178 | 1.5001 | 1.8364 | 1.2302 | 0.010710 | 110.50 |
| | | 12 | 1.0900 | 1.0875 | 1.0897 | 1.0887 | 0.24 | 0.24 | 0.9177 | 1.4979 | 1.8366 | 1.2266 | 0.010660 | 110.65 |
| | | 13 | 1.0923 | 1.0887 | 1.0910 | 1.0892 | 0.24 | 0.24 | 0.9166 | 1.4933 | 1.8340 | 1.2248 | 0.010660 | 110.63 |
| | | 14 | 1.0911 | 1.0870 | 1.0882 | 1.0887 | 0.24 | 0.24 | 0.9189 | 1.4935 | 1.8272 | 1.2240 | 0.010700 | 110.65 |

(1) The euro is the monetary unit of the European Economic and Monetary Union (EMU), which commenced on 1 January 1999. / L'euro est l'unité monétaire de l'Union économique et monétaire (UEM) européenne qui est entrée en vigueur le 1er janvier 1999.

(2) The Canadian-dollar effective exchange rate index (CERI) replaces the C-6 index as the Bank's new measure of the value of the Canadian dollar vis-à-vis the currencies of its most important trading partners. / L'indice de taux de change effectif du dollar canadien (indice TCEC) s'agit du nouvel indice que la Banque utilise pour mesurer la valeur du dollar canadien par rapport aux monnaies des principaux partenaires commerciaux du Canada. L'indice TCEC remplace l'indice C-6.

Month, week ending
Mois ou semaine se terminant à la date indiquée

Overnight money market financing rate
Taux des fonds à un jour

| | | V39050 | |
|------|---|--------|--------|
| 2014 | J | 0.9983 | |
| | F | 0.9947 | |
| | M | 0.9917 | |
| | A | 0.9982 | |
| 2014 | A | 2 | 0.9985 |
| | | 9 | 0.9957 |
| | | 16 | 0.9994 |
| | | 23 | 0.9981 |
| | | 30 | 0.9982 |
| | M | 7 | 0.9983 |
| | | 14 | 0.9972 |

Latest week: / Dernière semaine :

| | | | |
|------|---|----|--------|
| 2014 | M | 8 | 0.9991 |
| | | 9 | 0.9959 |
| | | 12 | 0.9933 |
| | | 13 | 0.9922 |
| | | 14 | 0.9972 |

Monthly
Average
Moyenne
mensuelle

SELECTED MONETARY AGGREGATES AND THEIR COMPONENTS (Millions of dollars)
AGRÉGATS MONÉTAIRES ET LEURS COMPOSANTES (En millions de dollars)

BFS Table E1
SBF Tableau E1

| | | M2 (gross) M2 (brut) | | | | | | | | | | | |
|------|---|--|---|---------------------------------------|---|---|---|---|---|---|--|---|-----------|
| | | Currency outside banks Monnaie hors banques | | | Personal deposits Dépôts des particuliers | | | Non-personal demand and notice deposits Dépôts à vue et à préavis autres que ceux des particuliers | | Adjustments to M2 (gross) ² à M2 (brut) ² | M2 (gross) Total ² Total de M2 (brut) ² | | |
| | | Unadjusted Données non désaisonnalisées | Seasonally adjusted Données désaisonnalisées | Chequable Transférables par chèque | Non- chequable ¹ Non transférables par chèque ¹ | Fixed-term ¹ À terme fixe ¹ | Chequable ² Transférables par chèque ² | Non- chequable ¹ Non transférables par chèque ¹ | Unadjusted Données non désaisonnalisées | Seasonally adjusted Données désaisonnalisées | Unadjusted Données non désaisonnalisées | Seasonally adjusted Données désaisonnalisées | |
| | | V37173 | V37148 | V41552775 | V41552802 | V36818 | V36823 | V41552777 | V41552803 | V36828 | V41552789 | V41552786 | V41552796 |
| 2012 | J | 60,481 | 60,418 | 231,176 | 230,589 | 190,840 | 307,456 | 303,726 | 301,735 | 26,833 | 17,033 | 1,137,544 | 1,134,751 |
| | J | 60,913 | 60,519 | 233,058 | 232,092 | 193,521 | 306,592 | 305,909 | 304,197 | 27,423 | 17,344 | 1,144,760 | 1,142,737 |
| | A | 61,258 | 60,822 | 232,825 | 232,452 | 195,109 | 309,081 | 308,375 | 308,269 | 27,965 | 10,955 | 1,145,568 | 1,145,190 |
| | S | 61,409 | 60,964 | 231,620 | 231,775 | 194,894 | 307,855 | 309,616 | 308,629 | 28,570 | 11,170 | 1,145,134 | 1,145,719 |
| | O | 61,309 | 60,912 | 231,169 | 231,440 | 195,257 | 316,074 | 311,147 | 309,075 | 29,050 | 5,121 | 1,149,127 | 1,149,820 |
| | N | 61,733 | 61,464 | 219,192 | 218,564 | 208,595 | 314,750 | 314,489 | 310,951 | 34,719 | 5,238 | 1,158,715 | 1,155,533 |
| | D | 62,224 | 61,340 | 223,398 | 219,799 | 209,698 | 313,340 | 324,551 | 313,123 | 35,050 | 5,154 | 1,173,414 | 1,159,728 |
| 2013 | J | 61,009 | 61,121 | 223,929 | 222,015 | 212,465 | 313,412 | 316,159 | 315,693 | 35,617 | 5,575 | 1,168,166 | 1,167,024 |
| | F | 61,356 | 62,127 | 222,964 | 223,884 | 213,512 | 315,975 | 320,524 | 326,402 | 35,666 | 2,401 | 1,172,400 | 1,177,625 |
| | M | 61,506 | 62,446 | 224,185 | 227,612 | 217,151 | 316,377 | 322,124 | 331,287 | 36,255 | 2,582 | 1,180,179 | 1,189,838 |
| | A | 61,957 | 62,775 | 224,362 | 226,586 | 218,391 | 315,564 | 329,673 | 334,327 | 37,000 | 1,419 | 1,188,366 | 1,191,967 |
| | M | 62,758 | 63,089 | 225,419 | 226,470 | 220,145 | 313,103 | 330,227 | 334,276 | 36,063 | 1,580 | 1,189,296 | 1,193,503 |
| | J | 63,276 | 63,193 | 227,876 | 227,403 | 221,938 | 310,657 | 338,825 | 336,539 | 36,938 | 1,678 | 1,201,187 | 1,198,279 |
| | J | 63,767 | 63,368 | 229,329 | 228,276 | 222,891 | 317,342 | 339,492 | 337,678 | 36,216 | -3,955 | 1,205,082 | 1,203,096 |
| | A | 64,229 | 63,752 | 230,452 | 230,060 | 224,999 | 316,749 | 340,185 | 339,997 | 40,500 | -3,006 | 1,214,108 | 1,213,654 |
| | S | 64,420 | 63,941 | 231,626 | 231,822 | 226,657 | 317,055 | 342,477 | 341,381 | 39,754 | -2,728 | 1,219,261 | 1,219,627 |
| | O | 64,531 | 64,127 | 232,196 | 232,694 | 228,436 | 317,983 | 345,843 | 343,585 | 38,653 | -2,690 | 1,224,951 | 1,225,516 |
| | N | 64,930 | 64,632 | 234,690 | 234,137 | 230,899 | 317,551 | 353,292 | 349,265 | 37,951 | -3,229 | 1,236,084 | 1,232,662 |
| | D | 65,539 | 64,629 | 239,517 | 235,743 | 232,181 | 316,243 | 364,059 | 351,493 | 39,405 | -3,153 | 1,253,791 | 1,239,260 |
| 2014 | J | 65,077 | 65,201 | 240,084 | 237,992 | 235,706 | 315,919 | 357,899 | 357,472 | 38,618 | -2,800 | 1,250,504 | 1,249,310 |
| | F | 64,919 | 65,742 | 237,882 | 238,791 | 236,484 | 315,897 | 351,379 | 357,723 | 39,776 | -2,841 | 1,243,496 | 1,248,959 |
| | M | 64,680 | 65,824 | 237,735 | 242,103 | 237,796 | 315,996 | 351,526 | 361,323 | 39,527 | -3,051 | 1,244,209 | 1,254,342 |

Monthly
Average or
average of
month-ends
Moyenne
mensuelle
ou moyenne
de fin
de mois

SELECTED MONETARY AGGREGATES AND THEIR COMPONENTS (Millions of dollars)
AGRÉGATS MONÉTAIRES ET LEURS COMPOSANTES (En millions de dollars)

continued
suite

| | | M3 (gross) M3 (brut) | | | | | | |
|------|---|--|---|--|---|---|--|---|
| | | M2 (gross) Total ² Total de M2 (brut) ² | | Non-personal term deposits ^{1,2} Dépôts à terme autres que ceux des particuliers ^{1,2} | Foreign currency deposit of residents ¹ Dépôts en monnaies étrangères des résidents ¹ | Adjustments to M3 (gross) ² à M3 (brut) ² | M3 (gross) Total ² Total de M3 (brut) ² | |
| | | Unadjusted Données non désaisonnalisées | Seasonally adjusted Données désaisonnalisées | | | | Unadjusted Données non désaisonnalisées | Seasonally adjusted Données désaisonnalisées |
| | | V41552786 | V41552796 | V36830 | V36876 | V37250 | V41552785 | V41552794 |
| 2012 | J | 1,137,544 | 1,134,751 | 258,612 | 199,427 | -15,249 | 1,580,335 | 1,578,119 |
| | J | 1,144,760 | 1,142,737 | 259,697 | 199,753 | -14,091 | 1,590,119 | 1,590,991 |
| | A | 1,145,568 | 1,145,190 | 258,902 | 204,235 | -15,889 | 1,592,816 | 1,592,762 |
| | S | 1,145,134 | 1,145,719 | 257,990 | 205,907 | -15,910 | 1,593,122 | 1,592,306 |
| | O | 1,149,127 | 1,149,820 | 254,621 | 210,444 | -9,045 | 1,605,147 | 1,600,721 |
| | N | 1,158,715 | 1,155,533 | 254,598 | 208,817 | -8,731 | 1,613,399 | 1,606,086 |
| | D | 1,173,414 | 1,159,728 | 251,833 | 213,024 | -9,529 | 1,628,742 | 1,613,984 |
| 2013 | J | 1,168,166 | 1,167,024 | 250,856 | 218,111 | -8,795 | 1,628,337 | 1,626,251 |
| | F | 1,172,400 | 1,177,625 | 248,967 | 221,420 | -9,528 | 1,633,258 | 1,640,153 |
| | M | 1,180,179 | 1,189,838 | 249,079 | 217,004 | -8,556 | 1,637,706 | 1,645,848 |
| | A | 1,188,366 | 1,191,967 | 253,215 | 212,154 | -8,837 | 1,644,899 | 1,652,723 |
| | M | 1,189,296 | 1,193,503 | 253,809 | 224,924 | -8,400 | 1,659,629 | 1,666,214 |
| | J | 1,201,187 | 1,198,279 | 254,206 | 230,179 | -7,477 | 1,678,095 | 1,676,035 |
| | J | 1,205,082 | 1,203,096 | 256,692 | 224,874 | -8,425 | 1,678,223 | 1,680,106 |
| | A | 1,214,108 | 1,213,654 | 259,224 | 228,118 | -7,834 | 1,693,616 | 1,694,433 |
| | S | 1,219,261 | 1,219,627 | 263,538 | 236,601 | -7,903 | 1,711,497 | 1,711,387 |
| | O | 1,224,951 | 1,225,516 | 271,619 | 241,429 | -7,692 | 1,730,308 | 1,726,575 |
| | N | 1,236,084 | 1,232,662 | 274,774 | 251,043 | -7,947 | 1,753,955 | 1,746,143 |
| | D | 1,253,791 | 1,239,260 | 280,689 | 254,362 | -9,119 | 1,779,724 | 1,762,958 |
| 2014 | J | 1,250,504 | 1,249,310 | 281,926 | 273,978 | -9,722 | 1,796,686 | 1,793,495 |
| | F | 1,243,496 | 1,248,959 | 283,994 | 264,268 | -10,861 | 1,780,896 | 1,787,986 |
| | M | 1,244,209 | 1,254,342 | 282,637 | 266,060 | -9,880 | 1,783,026 | 1,791,251 |

(1) Unadjusted because it does not show stable seasonality. / Ces données ne présentant pas de variations saisonnières stables, elles ne sont pas désaisonnalisées

(2) Over the course of 2011, this series was affected by International Financial Reporting Standards (IFRS). / Au cours de 2011, les Normes internationales d'information financière (IFRS) ont eu une incidence sur la présente série.

| Monthly Average or average of month-ends Moyenne mensuelle ou moyenne de fin de mois | | SELECTED MONETARY AGGREGATES AND THEIR COMPONENTS (Millions of dollars) AGRÉGATS MONÉTAIRES ET LEURS COMPOSANTES (En millions de dollars) | | | | | | | continued suite | | |
|---|---|--|----------|---|-----------|---|----------|---|-----------------|-------------|-------------|
| | | M2+ (gross) M2+ (brut) | | M2+ (gross) Total Total de M2+ (brut) | | M2+ ⁵ (gross) Total Total de M2+ ⁵ (brut) | | | | | |
| | | Unadjusted Données non désaisonnalisées | | Seasonally adjusted ¹ Données désaisonnalisées ¹ | | Unadjusted Données non désaisonnalisées | | Seasonally adjusted Données désaisonnalisées | | | |
| | | Trust and mortgage loan companies ⁴ Sociétés de fiducie ou de prêt hypothécaire ⁴ | | Credit unions and caisses populaires Caisses populaires et credit unions | | Life insurance company individual annuities Compagnies d'assurance vie (rentes individuelles) | | Personal deposits at government owned savings institutions Dépôts des particuliers aux caisses d'épargne publiques | | | |
| | | Money market mutual funds Fonds communs de placement du marché monétaire | | Adjustments to M2+ (gross) Ajustements à M2+ (brut) | | M2+ ⁵ (gross) Total Total de M2+ ⁵ (brut) | | | | | |
| | | V41552786 | V37235 | V37138 | V37239 | V37243 | V37244 | V37245 | V37251 | V41552788 | V41552798 |
| 2012 | J | 1,144,760 | 29,503 | 29,503 | 241,665 | 44,833 | 10,797 | 31,275 | -8,623 | 1,494,209 | 1,492,186 |
| | A | 1,145,568 | 27,156 | 27,156 | 242,810 | 44,586 | 10,795 | 30,994 | -5,238 | 1,496,670 | 1,496,292 |
| | S | 1,145,134 | 27,801 | 27,801 | 243,663 | 44,343 | 10,802 | 30,538 | -5,389 | 1,496,891 | 1,497,476 |
| | O | 1,149,127 | 27,569 | 27,569 | 244,441 | 44,162 | 10,776 | 29,991 | -5,530 | 1,500,535 | 1,501,229 |
| | N | 1,158,715 | 27,607 | 27,607 | 245,378 | 44,041 | 10,807 | 29,390 | -5,528 | 1,510,410 | 1,507,228 |
| | D | 1,173,414 | 27,645 | 27,645 | 245,908 | 43,921 | 10,826 | 29,142 | -5,325 | 1,525,531 | 1,511,845 |
| 2013 | J | 1,168,166 | 28,099 | 28,099 | 246,297 | 43,744 | 10,846 | 28,278 | -5,563 | 1,519,867 | 1,518,725 |
| | F | 1,172,400 | 25,356 | 25,356 | 247,096 | 43,523 | 10,921 | 27,723 | -2,366 | 1,524,652 | 1,529,878 |
| | M | 1,180,179 | 25,816 | 25,816 | 247,961 | 43,303 | 11,027 | 27,399 | -2,347 | 1,533,338 | 1,542,998 |
| | A | 1,188,366 | 25,506 | 25,506 | 249,047 | 43,115 | 11,085 | 26,810 | -2,359 | 1,541,571 | 1,545,172 |
| | M | 1,189,296 | 25,660 | 25,660 | 250,187 | 42,969 | 11,092 | 26,617 | -2,489 | 1,543,331 | 1,547,538 |
| | J | 1,201,187 | 25,814 | 25,814 | 250,725 | 42,822 | 11,115 | 26,716 | -2,628 | 1,555,750 | 1,552,844 |
| | J | 1,205,082 | 19,860 | 19,860 | 251,113 | 42,659 | 11,138 | 26,509 | 3,294 | 1,559,656 | 1,557,669 |
| | A | 1,214,108 | 19,329 | 19,329 | 251,733 | 42,476 | 11,218 | 26,420 | 3,304 | 1,568,588 | 1,568,135 |
| | S | 1,219,261 | 18,993 | 18,993 | 252,581 | 42,296 | 11,307 | 26,371 | 3,314 | 1,574,125 | 1,574,490 |
| | O | 1,224,951 | 19,025 | 19,025 | 253,965 | 42,074 | 11,484 | 26,039 | 3,339 | 1,580,877 | 1,581,442 |
| | N | 1,236,084 | 19,379 | 19,379 | 255,046 | 41,809 | 11,645 | 25,843 | 3,377 | 1,593,183 | 1,589,762 |
| | D | 1,253,791 | 19,732 | 19,732 | 255,560 | 41,545 | 11,646 | 26,013 | 3,415 | 1,611,703 | 1,597,171 |
| 2014 | J | 1,250,504 | 19,636 E | 19,636 E | 256,144 E | 41,301 | 11,681 | 25,418 | 3,442 E | 1,608,127 E | 1,606,932 E |
| | F | 1,243,496 | 19,112 E | 19,112 E | 256,735 E | 41,093 | 11,767 | 25,041 | 3,454 E | 1,600,698 E | 1,606,161 E |
| | M | 1,244,209 | | | 257,733 E | | 11,824 E | 24,912 | | | |

| Monthly Average or average of month-ends Moyenne mensuelle ou moyenne de fin de mois | | SELECTED MONETARY AGGREGATES AND THEIR COMPONENTS (Millions of dollars) AGRÉGATS MONÉTAIRES ET LEURS COMPOSANTES (En millions de dollars) | | | | | | | continued suite | | | |
|---|---|--|--------|---|---------|--|-------------|---|-----------------|---|-------------|-------------|
| | | M2++ (gross) M2++ (brut) | | M2++ (gross) Total Total de M2++ (brut) | | M2++ ⁵ (gross) Total Total de M2++ ⁵ (brut) | | M1+ ^{2,5} (gross) M1+ ^{2,5} (brut) | | M1+ ^{3,5} (gross) M1+ ^{3,5} (brut) | | |
| | | Unadjusted ⁵ Données non désaisonnalisées ⁵ | | Seasonally adjusted ¹ Données désaisonnalisées ¹ | | Unadjusted Données non désaisonnalisées | | Seasonally adjusted Données désaisonnalisées | | Unadjusted Données non désaisonnalisées | | |
| | | Canada Savings Bonds and other retail instruments Obligations d'épargne du Canada et autres titres de placement au détail | | Non-money market mutual funds Fonds communs de placement autres que ceux du marché monétaire | | M2++ ⁵ (gross) Total Total de M2++ ⁵ (brut) | | M1+ ^{2,5} (gross) M1+ ^{2,5} (brut) | | M1+ ^{3,5} (gross) M1+ ^{3,5} (brut) | | |
| | | Unadjusted Données non désaisonnalisées | | Seasonally adjusted Données désaisonnalisées | | Unadjusted Données non désaisonnalisées | | Seasonally adjusted Données désaisonnalisées | | Unadjusted Données non désaisonnalisées | | |
| | | V41552788 | V37255 | V37147 | V37256 | V37149 | V41552790 | V41552801 | V37258 | V37151 | V37259 | V37152 |
| 2012 | A | 1,496,670 | 9,018 | 8,888 | 665,414 | 667,752 | 2,171,102 | 2,172,932 | 655,716 | 654,173 | 935,888 | 933,588 |
| | S | 1,496,891 | 8,992 | 8,789 | 669,329 | 673,356 | 2,175,213 | 2,179,620 | 656,125 | 654,811 | 937,009 | 935,479 |
| | O | 1,500,535 | 8,948 | 8,678 | 672,855 | 678,574 | 2,182,338 | 2,188,480 | 656,963 | 655,205 | 938,301 | 937,650 |
| | N | 1,510,410 | 8,372 | 8,372 | 687,314 | 683,710 | 2,196,102 | 2,199,311 | 665,382 | 661,289 | 949,146 | 945,277 |
| | D | 1,525,531 | 8,157 | 8,294 | 687,322 | 688,589 | 2,221,010 | 2,208,729 | 679,498 | 665,494 | 964,831 | 950,794 |
| 2013 | J | 1,519,867 | 8,040 | 8,162 | 694,636 | 694,795 | 2,222,543 | 2,221,682 | 669,941 | 669,006 | 958,845 | 959,137 |
| | F | 1,524,652 | 7,927 | 8,037 | 703,714 | 699,825 | 2,236,294 | 2,237,740 | 673,389 | 681,912 | 962,691 | 970,609 |
| | M | 1,533,338 | 7,840 | 7,969 | 711,615 | 705,686 | 2,252,792 | 2,256,653 | 676,783 | 692,632 | 970,521 | 984,301 |
| | A | 1,541,571 | 7,785 | 7,882 | 716,924 | 711,925 | 2,266,280 | 2,264,979 | 684,742 | 691,327 | 980,313 | 986,328 |
| | M | 1,543,331 | 7,735 | 7,784 | 721,899 | 718,158 | 2,272,966 | 2,273,481 | 688,055 | 691,382 | 984,500 | 988,581 |
| | J | 1,555,750 | 7,699 | 7,691 | 725,999 | 723,686 | 2,289,448 | 2,284,220 | 699,282 | 694,004 | 998,780 | 993,502 |
| | J | 1,559,656 | 7,647 | 7,590 | 729,314 | 729,069 | 2,296,616 | 2,294,329 | 701,757 | 696,733 | 1,001,668 | 997,808 |
| | A | 1,568,588 | 7,623 | 7,507 | 731,271 | 733,857 | 2,307,482 | 2,309,498 | 705,239 | 703,504 | 1,011,448 | 1,008,744 |
| | S | 1,574,125 | 7,593 | 7,413 | 734,733 | 739,249 | 2,316,451 | 2,321,153 | 709,693 | 708,268 | 1,016,850 | 1,015,060 |
| | O | 1,580,877 | 7,559 | 7,320 | 737,815 | 744,242 | 2,326,250 | 2,333,004 | 714,869 | 713,473 | 1,022,822 | 1,022,669 |
| | N | 1,593,183 | 7,220 | 7,212 | 743,042 | 750,261 | 2,343,445 | 2,347,234 | 725,267 | 721,179 | 1,035,470 | 1,031,432 |
| | D | 1,611,703 | 6,972 | 7,091 | 757,311 | 758,792 | 2,375,956 | 2,363,055 | 741,472 | 726,711 | 1,055,131 | 1,040,163 |
| 2014 | J | 1,608,127 E | 6,907 | 7,019 | 764,966 | 765,126 | 2,380,000 E | 2,379,078 E | 735,728 E | 734,555 E | 1,052,931 E | 1,053,121 E |
| | F | 1,600,698 E | 6,823 | 6,919 | 775,593 | 771,196 | 2,383,114 E | 2,384,276 E | 726,466 E | 735,485 E | 1,046,127 E | 1,054,532 E |
| | M | | 6,746 | 6,877 | 788,497 | 781,877 | | | 726,498 E | 743,261 E | 1,047,526 E | 1,062,123 E |
| | A | | 6,692 | 6,767 | | | | | | | | |

(1) Unadjusted because it does not show stable seasonality. / Ces données ne présentant pas de variations saisonnières stables, elles ne sont pas désaisonnalisées

(2) M1+(gross) Currency outside banks plus personal and non-personal chequable deposits held at chartered banks plus all chequable deposits at trust and mortgage loan companies, credit unions and caisses populaires (excluding deposits of these institutions) plus continuity adjustments. / M1+(brut) Monnaie hors banques, plus les dépôts des particuliers et autres que ceux des particuliers transférables par chèque dans les banques et tous les dépôts transférables par chèque dans les sociétés de fiducie ou de prêt hypothécaire, les caisses populaires et les credit unions (à l'exclusion des dépôts de ces institutions), auxquels s'ajoutent les corrections effectuées pour assurer la continuité des données.

(3) M1++(gross) consists of M1+(gross) plus non-chequable notice deposits held at chartered banks, trust and mortgage loan companies, credit unions and caisses populaires less interbank non-chequable notice deposits plus continuity adjustments. / M1++(brut) se définit comme M1+(brut) auquel s'ajoutent les dépôts à préavis non transférables par chèque détenus auprès des banques, des sociétés de fiducie ou de prêt hypothécaire, des caisses populaires et des credit unions, moins les dépôts interbancaires à préavis non transférables par chèque, plus les corrections faites pour assurer la continuité des données.

(4) Beginning December 2004, includes cooperative retail associations. / Comprend les associations coopératives de détail depuis décembre 2004.

(5) Over the course of 2011, this series was affected by International Financial Reporting Standards (IFRS). / Au cours de 2011, les Normes internationales d'information financière (IFRS) ont eu une incidence sur la présente série.

| Monthly Average or average of month-ends | | CREDIT MEASURES (Millions of dollars) <i>MESURES DU CRÉDIT (En millions de dollars)</i> | | | | | | | BFS Table E2 SBF Tableau E2 | |
|---|---|--|--|--|--|--|--|--|--|--|
| Moyenne mensuelle ou moyenne de fin de mois | | Consumer credit <i>Crédit à la consommation</i> | | | | | | | | |
| | | Seasonally adjusted <i>Données désaisonnalisées</i> | | | | | | | | |
| | | Chartered banks ⁴ <i>Banques à charte⁴</i> | Trust and mortgage loan companies ^{1,3} <i>Sociétés de fiducie ou de prêt hypothécaire^{1,3}</i> | Credit unions and caisses populaires ¹ <i>Caisses populaires et unions¹</i> | Life insurance companies ¹ <i>Compagnies d'assurance vie¹</i> | Non-depository credit intermediaries and other institutions ¹ <i>Intermédiaires financiers autres que les institutions de dépôt et autres institutions¹</i> | Special-purpose corporations (securitization) ^{1,2,4} <i>Sociétés spécialisées (titrisation)^{1,2,4}</i> | Adjustments to consumer credit <i>Ajustements au crédit à la consommation</i> | Total consumer credit <i>Ensemble du crédit à la consommation</i> | |
| | | | | | | | | | Unadjusted <i>Données non désaisonnalisées</i> | Seasonally adjusted <i>Données désaisonnalisées</i> |
| | | V122709 | V122712 | V122713 | V122711 | V800020 | V122715 | V122705 | V122698 | V122707 |
| 2012 | A | 424,082 | 2,494 | 30,627 | 6,491 | 29,013 | 12,366 | - | 506,186 | 505,146 |
| | S | 425,219 | 2,517 | 30,824 | 6,504 | 29,072 | 11,982 | - | 508,015 | 506,185 |
| | O | 426,432 | 2,534 | 30,944 | 6,516 | 29,147 | 12,173 | - | 509,164 | 507,379 |
| | N | 427,616 | 2,544 | 30,952 | 6,525 | 29,248 | 12,355 | - | 509,508 | 508,056 |
| | D | 428,778 | 2,555 | 30,955 | 6,533 | 29,179 | 12,274 | - | 511,483 | 508,912 |
| 2013 | J | 428,834 | 2,562 | 31,005 | 6,546 | 29,255 | 12,758 | - | 509,494 | 509,824 |
| | F | 433,450 | 643 | 31,125 | 6,563 | 25,199 | 12,972 | - | 508,026 | 510,294 |
| | M | 433,330 | 647 | 31,290 | 6,579 | 25,099 | 12,965 | - | 508,747 | 511,011 |
| | A | 434,064 | 654 | 31,392 | 6,594 | 25,122 | 12,990 | - | 509,200 | 511,828 |
| | M | 435,260 | 659 | 31,429 | 6,610 | 25,308 | 13,005 | - | 511,779 | 512,880 |
| | J | 435,944 | 663 | 31,372 | 6,625 | 25,521 | 13,026 | - | 513,189 | 513,596 |
| | J | 436,654 | 667 | 31,265 | 6,629 | 25,847 | 13,091 | - | 514,922 | 514,758 |
| | A | 436,822 | 670 | 31,249 | 6,624 | 26,078 | 13,363 | - | 516,116 | 514,889 |
| | S | 437,184 | 673 | 31,292 | 6,619 | 26,256 | 13,491 | - | 517,451 | 515,454 |
| | O | 437,431 | 675 | 31,226 | 6,638 | 26,472 | 13,401 | - | 517,072 | 515,303 |
| | N | 438,816 | 678 | 31,080 | 6,680 | 26,487 | 13,378 | - | 517,335 | 515,885 |
| | D | 440,492 | 680 | 31,001 | 6,722 | 26,423 | 13,331 | - | 519,761 | 517,190 |
| 2014 | J | 441,201 | 682 E | 30,998 E | 6,753 E | 26,600 E | 13,354 E | - | 518,024 E | 518,327 E |
| | F | 440,589 | 683 E | 31,084 E | 6,769 E | 26,863 E | 13,402 E | - | 517,464 E | 519,902 E |
| | M | 440,529 | | 31,247 E | | | 13,563 E | - | | |

| Monthly Average or average of month-ends | | CREDIT MEASURES (Millions of dollars) <i>MESURES DU CRÉDIT (En millions de dollars)</i> | | | | | | | | | continued suite | | |
|---|---|--|--|--|--|--|--|--|--|--|---|-------------|-------------|
| Moyenne mensuelle ou moyenne de fin de mois | | Residential mortgage credit <i>Crédit hypothécaire à l'habitation</i> | | | | | | | | | | | |
| | | Seasonally adjusted <i>Données désaisonnalisées</i> | | | | | | | | | | | |
| | | Chartered banks ⁴ <i>Banques à charte⁴</i> | Trust and mortgage loan companies ^{3,4} <i>Sociétés de fiducie ou de prêt hypothécaire^{3,4}</i> | Credit unions and caisses populaires ⁴ <i>Caisses populaires et unions⁴</i> | Life insurance companies ¹ <i>Compagnies d'assurance vie¹</i> | Pension funds ¹ <i>Caisses de retraite¹</i> | Non-depository credit intermediaries and other financial institutions ^{1,4} <i>Intermédiaires financiers autres que les institutions de dépôt et autres institutions financières^{1,4}</i> | NHA mortgage backed securities ^{1,2,4} <i>Titres hypothécaires garantis en vertu de la LNH^{1,2,4}</i> | Special-purpose corporations (securitization) ^{1,2,4} <i>Sociétés spécialisées (titrisation)^{1,2,4}</i> | Total residential mortgage credit <i>Ensemble du crédit hypothécaire à l'habitation</i> | Total household credit <i>Ensemble des crédits aux ménages</i> | | |
| | | | | | | | | | | Unadjusted <i>Données non désaisonnalisées</i> | Seasonally adjusted <i>Données désaisonnalisées</i> | | |
| | | V122748 | V122749 | V122752 | V122750 | V122743 | V800024 | V122744 | V122755 | V122736 | V122746 | V36408 | V36415 |
| 2012 | A | 847,430 | 35,529 | 141,281 | 14,870 | 12,722 | 43,240 | 35,296 | 10,111 | 1,143,607 | 1,141,716 | 1,649,793 | 1,646,862 |
| | S | 850,981 | 35,842 | 141,797 | 14,918 | 12,702 | 42,969 | 35,737 | 10,339 | 1,149,277 | 1,146,246 | 1,657,291 | 1,652,431 |
| | O | 854,306 | 36,073 | 142,417 | 14,941 | 12,740 | 43,027 | 36,249 | 10,715 | 1,154,650 | 1,151,102 | 1,663,814 | 1,658,481 |
| | N | 856,202 | 36,096 | 143,251 | 14,939 | 12,834 | 43,340 | 36,124 | 11,076 | 1,157,291 | 1,154,392 | 1,666,799 | 1,662,448 |
| | D | 861,399 | 36,183 | 144,031 | 14,937 | 12,927 | 43,950 | 36,513 | 11,454 | 1,164,545 | 1,160,542 | 1,676,029 | 1,669,453 |
| 2013 | J | 864,616 | 36,255 | 144,834 | 14,894 | 13,018 | 44,419 | 36,741 | 11,734 | 1,165,754 | 1,164,635 | 1,675,247 | 1,674,459 |
| | F | 868,337 | 36,408 | 145,739 | 14,814 | 13,101 | 44,439 | 36,584 | 11,804 | 1,167,540 | 1,169,988 | 1,675,566 | 1,680,282 |
| | M | 870,826 | 36,688 | 146,474 | 14,733 | 13,183 | 44,624 | 36,762 | 11,812 | 1,170,379 | 1,174,892 | 1,679,126 | 1,685,903 |
| | A | 874,581 | 36,773 | 147,177 | 14,682 | 13,227 | 45,107 | 36,636 | 11,901 | 1,174,406 | 1,179,302 | 1,683,606 | 1,691,130 |
| | M | 876,492 | 36,726 | 147,832 | 14,665 | 13,228 | 45,591 | 36,163 | 11,883 | 1,179,204 | 1,183,267 | 1,690,982 | 1,696,147 |
| | J | 881,044 | 36,827 | 148,476 | 14,647 | 13,228 | 46,270 | 36,249 | 11,804 | 1,186,868 | 1,188,877 | 1,700,057 | 1,702,472 |
| | J | 892,663 | 27,535 | 149,128 | 14,658 | 13,168 | 46,860 | 36,532 | 12,197 | 1,194,783 | 1,193,508 | 1,709,705 | 1,708,266 |
| | A | 896,298 | 27,767 | 149,804 | 14,697 | 13,049 | 47,108 | 36,168 | 12,259 | 1,200,371 | 1,198,503 | 1,716,487 | 1,713,392 |
| | S | 902,228 | 27,987 | 150,622 | 14,736 | 12,932 | 47,341 | 36,183 | 12,403 | 1,208,370 | 1,205,278 | 1,725,821 | 1,720,732 |
| | O | 906,363 | 28,058 | 151,622 | 14,774 | 12,922 E | 47,669 | 35,751 | 12,425 | 1,213,706 E | 1,210,111 E | 1,730,778 E | 1,725,414 E |
| | N | 910,523 | 28,000 | 152,589 | 14,812 | 13,017 E | 48,111 | 35,710 | 12,347 | 1,218,452 E | 1,215,482 E | 1,735,787 E | 1,731,367 E |
| | D | 913,225 | 27,941 | 153,374 | 14,849 | 13,111 E | 48,520 | 36,424 | 12,308 | 1,222,961 E | 1,218,688 E | 1,742,722 E | 1,735,878 E |
| 2014 | J | 916,232 | 27,920 E | 154,256 E | 14,826 E | 13,203 E | 48,665 E | 37,195 | 12,234 E | 1,223,749 E | 1,222,566 E | 1,741,773 E | 1,740,894 E |
| | F | 919,505 | 28,039 E | 155,180 E | 14,746 E | 13,287 E | 48,590 E | 37,749 | 12,236 E | 1,225,651 E | 1,228,226 E | 1,743,114 E | 1,748,128 E |
| | M | 921,504 | | 156,660 E | | | | 38,346 | 12,245 E | | | | |

(1) Unadjusted because it does not show stable seasonality. / Ces données ne présentant pas de variations saisonnières stables, elles ne sont pas désaisonnalisées.

(2) Excludes securitized loans that are consolidated on the financial institutions' balance sheets as loans. / Les données excluent les prêts titrisés qui sont consolidés en tant que prêts dans les bilans des institutions financières.

(3) Beginning December 2004, includes cooperative retail associations. / Comprend les associations coopératives de détail depuis décembre 2004.

(4) Over the course of 2011, this series was affected by International Financial Reporting Standards (IFRS). / Au cours de 2011, les Normes internationales d'information financière (IFRS) ont eu une incidence sur la présente série.

| Monthly average or average of month-ends | | CREDIT MEASURES (Millions of dollars) MESURES DU CRÉDIT (En millions de dollars) | | | | | | | | | | continued suite |
|---|---|---|---------|---|---|--|--|---|--|---|----------|--------------------|
| Moyenne mensuelle ou moyenne de fin de mois | | Short-term business credit Crédits à court terme aux entreprises | | | | | | | | | | |
| | | Canadian dollar loans Prêts en dollars canadiens | | | Chartered bank foreign currency loans to residents ² Prêts en monnaies étrangères des banques à charte aux résidents ² | Special-purpose corporations (securitization) ³ Sociétés spécialisées (titrisation) ³ | Bankers' acceptances Acceptations bancaires | Commercial paper issued by non-financial corporations Papier commercial des sociétés non financières | Adjustments to short-term business credit Ajustements aux crédits à court terme aux entreprises | | | |
| | | Business loans Prêts aux entreprises | | Chartered banks ¹ Banques à charte ¹ | Non-depository credit intermediaries Intermédiaires financiers autres que les institutions de dépôt | Other institutions Autres institutions | Unadjusted Données non désaisonnalisées | Seasonally adjusted Données désaisonnalisées | Unadjusted Données non désaisonnalisées | Seasonally adjusted ⁴ Données désaisonnalisées ⁴ | | |
| | | V122631 | V122645 | V800014 | V122651 | V122634 | V122653 | V122635 | V122649 | V122652 | V4427861 | V122638 |
| 2012 | A | 192,562 | 192,838 | 22,774 | 53,575 | 27,979 | 5,081 | 60,156 | 59,095 | 8,986 | 8,986 | -1,311 |
| | S | 195,049 | 195,435 | 22,908 | 54,013 | 28,649 | 5,179 | 61,329 | 59,965 | 8,372 | 8,372 | -1,393 |
| | O | 197,189 | 196,439 | 23,009 | 54,961 | 29,476 | 5,093 | 60,452 | 60,836 | 9,244 | 9,244 | -1,260 |
| | N | 198,062 | 198,487 | 23,129 | 56,207 | 30,773 | 4,827 | 60,613 | 60,656 | 9,600 | 9,600 | -1,668 |
| | D | 201,516 | 201,225 | 23,311 | 57,372 | 32,835 | 4,575 | 58,711 | 61,167 | 9,709 | 9,709 | -1,580 |
| 2013 | J | 200,856 | 202,238 | 23,291 | 57,974 | 33,245 | 4,863 | 59,909 | 61,929 | 10,301 | 10,301 | -1,470 |
| | F | 204,781 | 205,383 | 18,717 | 58,145 | 35,126 | 4,872 | 62,528 | 62,573 | 11,001 | 11,001 | -1,450 |
| | M | 209,076 | 207,602 | 18,431 | 58,307 | 37,969 | 5,110 | 61,211 | 60,765 | 11,569 | 11,569 | -1,290 |
| | A | 209,962 | 208,767 | 18,350 | 58,620 | 37,695 | 5,084 | 63,518 | 63,336 | 11,551 | 11,551 | -1,473 |
| | M | 209,244 | 210,114 | 18,448 | 59,062 | 36,847 | 5,016 | 63,980 | 63,033 | 10,810 | 10,810 | -1,540 |
| | J | 212,536 | 212,968 | 18,506 | 59,486 | 35,532 | 4,625 | 63,382 | 62,902 | 11,451 | 11,451 | -1,550 |
| | J | 216,634 | 215,818 | 18,502 | 59,962 | 35,766 | 4,543 | 63,144 | 62,502 | 12,333 | 12,333 | -1,596 |
| | A | 215,292 | 215,674 | 18,344 | 60,654 | 37,315 | 4,688 | 63,140 | 61,992 | 12,445 | 12,445 | -973 |
| | S | 217,825 | 218,218 | 18,098 | 61,344 | 36,290 | 5,000 | 62,240 | 60,990 | 12,217 | 12,217 | -1,094 |
| | O | 218,696 | 218,007 | 18,133 | 61,819 | 37,561 | 5,074 | 60,402 | 60,860 | 11,917 | 11,917 | -1,129 |
| | N | 219,454 | 219,956 | 18,311 | 62,365 | 39,860 | 4,938 | 60,322 | 60,524 | 11,621 | 11,621 | -971 |
| | D | 220,570 | 220,240 | 18,516 | 62,908 | 38,589 | 4,746 | 60,610 | 63,150 | 10,904 | 10,904 | -914 |
| 2014 | J | 219,180 | 220,701 | 18,742 E | 63,328 E | 40,939 | 4,698 E | 64,044 | 66,141 | 11,471 | 11,471 | -1,216 |
| | F | 218,307 | 218,828 | 18,874 E | 63,688 E | 41,275 | 4,790 E | 67,147 | 67,203 | 12,792 | 12,792 | -983 |
| | M | 223,330 | 221,678 | | | 42,558 | 4,887 E | 66,392 | 65,937 | 13,044 E | 13,044 E | -1,096 |

| Monthly average or average of month-ends | | CREDIT MEASURES (Millions of dollars) MESURES DU CRÉDIT (En millions de dollars) | | | | | | | | | | continued suite |
|---|---|--|---|-------------------------------------|---|---|---|--|---|---|--|--------------------|
| Moyenne mensuelle ou moyenne de fin de mois | | Short-term business credit Crédits à court terme aux entreprises | | | | | Other business credit Autres crédits aux entreprises | | | | | |
| | | Total short-term business credit Ensemble des crédits à court terme aux entreprises | | | | | Non-residential mortgages Prêts hypothécaires sur immeubles non résidentiels | | | Leasing receivables Créances résultant du crédit-bail | | |
| | | Unadjusted Données non désaisonnalisées | Seasonally adjusted Données désaisonnalisées | Chartered banks Banques à charte | Trust and mortgage companies ⁵ Sociétés de fiducie ou de prêt hypothécaire ⁵ | Credit unions and caisses populaires Caisses populaires et crédit unions | Life insurance companies Compagnies d'assurance vie | Non-depository credit intermediaries and other institutions ⁶ Intermédiaires financiers autres que les institutions de dépôt et autres institutions ⁶ | Chartered banks ⁵ Banques à charte ⁶ | Trust and mortgage companies ⁴ Sociétés de fiducie ou de prêt hypothécaire ⁴ | Non-depository credit intermediaries Intermédiaires financiers autres que les institutions de dépôt | |
| | | V122639 | V122646 | V122656 | V122657 | V122658 | V122659 | V800015 | V122661 | V122632 | V800016 | |
| 2012 | A | 369,801 | 369,801 | 33,369 | 3,571 | 27,352 | 26,541 | 5,884 | 8,783 | 83 | 17,391 | |
| | S | 374,107 | 374,107 | 33,598 | 3,582 | 27,368 | 26,468 | 5,922 | 8,765 | 86 | 17,474 | |
| | O | 378,163 | 378,163 | 33,799 | 3,589 | 27,491 | 26,390 | 5,974 | 8,792 | 87 | 17,541 | |
| | N | 381,541 | 381,541 | 34,616 | 3,591 | 27,785 | 26,309 | 6,038 | 8,877 | 86 | 17,593 | |
| | D | 386,449 | 386,449 | 35,060 | 3,593 | 28,108 | 26,227 | 6,102 | 8,888 | 85 | 17,644 | |
| 2013 | J | 388,969 | 388,969 | 35,029 | 3,560 | 28,368 | 26,132 | 6,181 | 8,949 | 84 | 17,825 | |
| | F | 393,721 | 393,721 | 35,272 | 3,497 | 28,548 | 26,031 | 6,268 | 8,967 | 84 | 18,121 | |
| | M | 400,381 | 400,381 | 35,543 | 3,433 | 28,709 | 25,929 | 6,355 | 8,985 | 84 | 18,417 | |
| | A | 403,305 | 403,305 | 35,604 | 3,404 | 28,861 | 25,874 | 6,462 | 8,935 | 84 | 18,554 | |
| | M | 401,868 | 401,868 | 35,590 | 3,415 | 29,105 | 25,870 | 6,588 | 8,945 | 85 | 18,517 | |
| | J | 403,967 | 403,967 | 36,030 | 3,426 | 29,348 | 25,866 | 6,713 | 9,010 | 86 | 18,479 | |
| | J | 409,288 | 409,288 | 37,459 | 2,183 | 29,521 | 25,862 | 6,831 | 9,073 | 86 | 18,513 | |
| | A | 410,904 | 410,904 | 37,770 | 2,288 | 29,672 | 25,859 | 6,944 | 9,119 | 85 | 18,617 | |
| | S | 411,919 | 411,919 | 37,987 | 2,392 | 29,818 | 25,856 | 7,056 | 9,209 | 84 | 18,719 | |
| | O | 412,474 | 412,474 | 38,106 | 2,452 | 30,011 | 25,916 | 7,144 | 9,266 | 84 | 18,877 | |
| | N | 415,897 | 415,897 | 38,272 | 2,467 | 30,218 | 26,037 | 7,209 | 9,322 | 85 | 19,091 | |
| | D | 415,929 | 415,929 | 38,737 | 2,481 | 30,458 | 26,157 | 7,273 | 9,323 | 86 | 19,304 | |
| 2014 | J | 421,186 E | 421,186 E | 39,170 | 2,466 E | 30,701 E | 26,165 E | 7,361 E | 9,397 | 86 E | 19,583 E | |
| | F | 425,889 E | 425,889 E | 39,100 | 2,421 E | 30,886 E | 26,063 E | 7,464 E | 9,372 | 86 E | 19,907 E | |
| | M | 431,948 E | 431,948 E | 38,799 | | | | | 9,366 | | | |

(1) Excludes reverse repos and loans to non-residents. / Ne comprend pas les prises en pension ni les prêts à des non-résidents.

(2) Excludes reverse repos. / Ne comprend pas les prises en pension.

(3) Excludes securitized loans that are consolidated on the financial institutions' balance sheets as loans. / Les données excluent les prêts titrisés qui sont consolidés en tant que prêts dans les bilans des les institutions financières.

(4) Unadjusted because it does not show stable seasonality. / Ces données ne présentant pas de variations saisonnières stables, elles ne sont pas désaisonnalisées.

(5) Beginning December 2004, includes cooperative retail associations. / Comprend les associations coopératives de détail depuis décembre 2004.

(6) Over the course of 2011, this series was affected by International Financial Reporting Standards (IFRS). / Au cours de 2011, les Normes internationales d'information financière (IFRS) ont eu une incidence sur la présente série.

| Monthly average or average of month-ends <i>Moyenne mensuelle ou moyenne de fin de mois</i> | CREDIT MEASURES (Millions of dollars) | | | | | | continued |
|--|--|---|---|--|---|---|--------------|
| | <i>MESURES DU CRÉDIT (En millions de dollars)</i> | | | | | | <i>suite</i> |
| | Other business credit | | | | | | |
| | <i>Autres crédits aux entreprises</i> | | | | | | |
| | Special-purpose corporations (securitization) ^{1,2} <i>Sociétés spécialisées (titrisation)^{1,2}</i> | Bonds and debentures <i>Obligations et débetures</i> | Equity and warrants <i>Actions et bons de souscription</i> | Trust Units <i>Parts de fiducie</i> | Adjustments to other business credit <i>Ajustements aux autres crédits aux entreprises</i> | Total other business credit <i>Ensemble des autres crédits aux entreprises</i> | |
| | V122655 | V122640 | V122642 | V20638380 | V122650 | V36412 | |
| 2012 S | 14,362 | 370,339 | 460,082 | 28,092 | - | 996,139 | |
| O | 14,401 | 375,553 | 460,841 | 28,330 | - | 1,002,789 | |
| N | 14,499 | 381,729 | 462,649 | 28,470 | - | 1,012,240 | |
| D | 14,609 | 384,071 | 463,452 | 28,885 | - | 1,016,724 | |
| 2013 J | 14,594 | 386,646 | 463,795 | 29,225 | - | 1,020,388 | |
| F | 14,456 | 387,876 | 463,911 | 29,448 | - | 1,022,478 | |
| M | 14,308 | 388,457 | 463,720 | 30,004 | - | 1,023,943 | |
| A | 14,211 | 391,571 | 464,302 | 29,780 | - | 1,027,643 | |
| M | 14,197 | 395,149 | 465,369 | 29,492 | - | 1,032,321 | |
| J | 14,204 | 398,472 | 468,016 | 29,942 | - | 1,039,591 | |
| J | 14,168 | 403,011 | 470,087 | 30,344 | - | 1,047,139 | |
| A | 14,108 | 407,851 | 470,628 | 30,671 | - | 1,053,612 | |
| S | 14,064 | 410,930 | 471,209 | 30,684 | - | 1,058,008 | |
| O | 13,988 | 416,043 | 471,698 | 30,929 | - | 1,064,515 | |
| N | 13,876 | 423,443 | 474,941 | 31,310 | - | 1,076,268 | |
| D | 13,754 | 426,581 | 479,040 | 31,457 | - | 1,084,651 | |
| 2014 J | 13,672 E | 426,544 | 482,053 | 31,677 | - | 1,088,874 E | |
| F | 13,628 E | 428,353 | 484,362 | 31,888 | - | 1,093,531 E | |
| M | 13,569 E | 433,372 | 483,793 | 31,888 | - | 1,098,072 E | |
| A | | 441,802 | 483,378 R | 31,926 | | | |

| Monthly average or average of month-ends <i>Moyenne mensuelle ou moyenne de fin de mois</i> | CREDIT MEASURES (Millions of dollars) | | | | continued |
|--|---|--|--|--|--------------|
| | <i>MESURES DU CRÉDIT (En millions de dollars)</i> | | | | <i>suite</i> |
| | Total business credit | | Total household and business credit | | |
| | <i>Ensemble des crédits aux entreprises</i> | | <i>Ensemble des crédits aux ménages et aux entreprises</i> | | |
| | Unadjusted <i>Données non désaisonnalisées</i> | Seasonally adjusted <i>Données désaisonnalisées</i> | Unadjusted <i>Données non désaisonnalisées</i> | Seasonally adjusted <i>Données désaisonnalisées</i> | |
| | V122643 | V122647 | V122644 | V122648 | |
| 2012 S | 1,370,246 | 1,371,465 | 3,027,536 | 3,023,895 | |
| O | 1,380,952 | 1,381,745 | 3,044,765 | 3,040,226 | |
| N | 1,393,782 | 1,392,235 | 3,060,581 | 3,054,683 | |
| D | 1,403,173 | 1,400,648 | 3,079,201 | 3,070,100 | |
| 2013 J | 1,409,357 | 1,410,703 | 3,084,604 | 3,085,162 | |
| F | 1,416,199 | 1,417,085 | 3,091,766 | 3,097,367 | |
| M | 1,424,324 | 1,423,272 | 3,103,451 | 3,109,175 | |
| A | 1,430,948 | 1,430,034 | 3,114,554 | 3,121,165 | |
| M | 1,434,189 | 1,435,299 | 3,125,171 | 3,131,445 | |
| J | 1,443,558 | 1,444,304 | 3,143,615 | 3,146,776 | |
| J | 1,456,427 | 1,456,131 | 3,166,132 | 3,164,398 | |
| A | 1,464,516 | 1,464,906 | 3,181,003 | 3,178,298 | |
| S | 1,469,928 | 1,471,206 | 3,195,748 | 3,191,938 | |
| O | 1,476,988 | 1,477,942 | 3,207,767 E | 3,203,356 E | |
| N | 1,492,165 | 1,490,319 | 3,227,952 E | 3,221,686 E | |
| D | 1,500,580 | 1,497,857 | 3,243,301 E | 3,233,734 E | |
| 2014 J | 1,510,060 E | 1,511,349 E | 3,251,833 E | 3,252,244 E | |
| F | 1,519,420 E | 1,520,237 E | 3,262,535 E | 3,268,364 E | |
| M | 1,530,020 E | 1,528,910 E | | | |
| A | | | | | |

(1) Excludes securitized loans that are consolidated on the financial institutions' balance sheets as loans. / *Les données excluent les prêts titrisés qui sont consolidés en tant que prêts dans les bilans des les institutions financières.*

(2) Over the course of 2011, this series was affected by International Financial Reporting Standards (IFRS). / *Au cours de 2011, les Normes internationales d'information financière (IFRS) ont eu une incidence sur la présente série.*

End of
period
En fin de
période

GOVERNMENT OF CANADA SECURITIES OUTSTANDING (Par Value)
ENCOURS DES TITRES DU GOUVERNEMENT CANADIEN (Valeur nominale)

BFS Table G4
SBF Tableau G4

Millions of Canadian dollars

En millions de dollars canadiens

| | Treasury bills Bons du Trésor | Other direct and guaranteed securities ¹ Autres titres émis ou garantis ¹ | Canada Savings Bonds and other retail instruments Obligations d'épargne du Canada et autres titres de placements au détail | Total Total | Held by Débiteurs | | Total | Government of Canada accounts ² Comptes du gouvernement canadien ² | | | | |
|--------|--|--|---|----------------|------------------------------------|--|--------|---|--|----------------------|--|-------|
| | | | | | Bank of Canada Banque du Canada | Treasury bills Bons du Trésor | | Bonds Obligations | Treasury bills Bons du Trésor | Bonds Obligations | Short-term instruments Titres à court terme | Total |
| | V37331 | V37295 | V37289 | V37370 | V37371 | V37369 | V37382 | V37383 | V37347 | V37363 | | |
| 2014 J | 161,900 | 486,508 | 6,857 | 655,265 | 20,500 | 67,645 | 88,145 | - | 539 | - | 539 | |
| F | 154,800 | 486,739 | 6,774 | 648,313 | 20,475 | 67,220 | 87,695 | - | 516 | - | 516 | |
| M | 153,000 | 477,845 | 6,720 | 637,565 | 20,000 | 66,336 | 86,336 | - | 503 | - | 503 | |
| A | 159,900 | 482,472 | 6,676 | 649,048 | 21,450 | 67,556 | 89,006 | - | 491 | - | 491 | |
| 2014 A | 2 | 150,700 | 477,818 | 6,709 | 635,227 | 20,000 | 66,336 | 86,336 | - | 503 | - | 503 |
| | 9 | 149,200 | 477,134 | 6,700 | 633,034 | 20,000 | 66,336 | 86,336 | - | 503 | - | 503 |
| | 16 | 153,100 | 479,964 | 6,692 | 639,756 | 20,300 | 67,016 | 87,316 | - | 503 | - | 503 |
| | 23 | 155,800 | 479,926 | 6,684 | 642,411 | 20,300 | 67,016 | 87,316 | - | 503 | - | 503 |
| | 30 | 159,900 | 482,473 | 6,676 | 649,048 | 21,450 | 67,556 | 89,006 | - | 491 | - | 491 |
| M | 7 | 155,200 | 479,325 | 6,667 | 641,192 | 21,450 | 66,136 | 87,586 | - | 491 | - | 491 |
| | 14 | 152,700 | 481,803 | 6,652 | 641,155 | 22,000 | 66,816 | 88,816 | - | 491 | - | 491 |

Changes from the date indicated: / Variations par rapport à la date indiquée :

| | | | | | | | | | | | |
|-----------|---------|-------|--------|---------|------|-------|-------|---|----|---|----|
| 2013 M 15 | -28,400 | -387 | -1,086 | -29,874 | -850 | 5,151 | 4,301 | - | 68 | - | 68 |
| 2014 M 7 | -2,500 | 2,478 | -15 | -37 | 550 | 680 | 1,230 | - | - | - | - |

End of
period
En fin de
période

GOVERNMENT OF CANADA SECURITIES OUTSTANDING (Par Value)
ENCOURS DES TITRES DU GOUVERNEMENT CANADIEN (Valeur nominale)

Millions of Canadian dollars

En millions de dollars canadiens

| | Held by Débiteurs | | | |
|--------|--------------------------|--|--|---|
| | General Public Public | Treasury bills Bons du Trésor | Marketable bonds and notes Obligations et billets négociables | Canada Savings Bonds and other retail instruments Obligations d'épargne du Canada et autres titres de placement au détail |
| | V37377 | V37378 | V37295 | V37375 |
| 2014 J | 141,400 | 418,324 | 6,857 | 566,581 |
| F | 134,325 | 419,004 | 6,774 | 560,103 |
| M | 133,000 | 411,007 | 6,720 | 550,726 |
| A | 138,450 | 414,426 | 6,676 | 559,552 |
| 2014 A | 2 | 130,700 | 410,979 | 6,709 |
| | 9 | 129,200 | 410,295 | 6,700 |
| | 16 | 132,800 | 412,445 | 6,692 |
| | 23 | 135,500 | 412,408 | 6,684 |
| | 30 | 138,450 | 414,426 | 6,676 |
| M | 7 | 133,750 | 412,699 | 6,667 |
| | 14 | 130,700 | 414,497 | 6,652 |

Average of
Wednesdays
and
Wednesday
Moyenne
mensuelle
des mercredis
ou données
du mercredi

GOVERNMENT OF CANADA CANADIAN DOLLAR DEPOSITS
DÉPÔTS EN DOLLARS CANADIENS DU GOUVERNEMENT CANADIEN

Millions of dollars

En millions de dollars

| | Held at Débiteurs | | Total Total |
|--------|--|--|----------------|
| | Bank of Canada Banque du Canada | Auction Participants Participants aux adjudications | |
| | V36642 | V37343 | V36628 |
| 2014 J | 22,858 | 9,194 | 32,052 |
| F | 22,412 | 10,447 | 32,859 |
| M | 22,023 | 10,405 | 32,428 |
| A | 22,447 | 8,932 | 31,379 |
| 2014 A | 2 | 21,947 | 8,217 |
| | 9 | 21,898 | 6,068 |
| | 16 | 22,245 | 10,264 |
| | 23 | 22,207 | 8,376 |
| | 30 | 23,939 | 11,733 |
| M | 7 | 22,390 | 17,043 |
| | 14 | 23,458 | 13,519 |

Changes from the date indicated: / Variations par rapport à la date indiquée :

| | | | | | | | | |
|-----------|---------|--------|--------|---------|-----------|-------|--------|--------|
| 2013 M 15 | -27,550 | -5,606 | -1,086 | -34,242 | 2013 M 15 | 716 | -4,973 | -4,257 |
| 2014 M 7 | -3,050 | 1,798 | -15 | -1,267 | 2014 M 7 | 1,068 | -3,524 | -2,456 |

(1) Includes securities denominated in foreign currency (excluding U.S. -pay "Canada Bills").

Comprend les titres libellés en monnaies étrangères (à l'exclusion des « bons du Canada » en dollars É.-U.).

(2) Includes Government of Canada Accounts held at the Bank of Canada, plus non-market bonds held by the Canada Pension Plan.

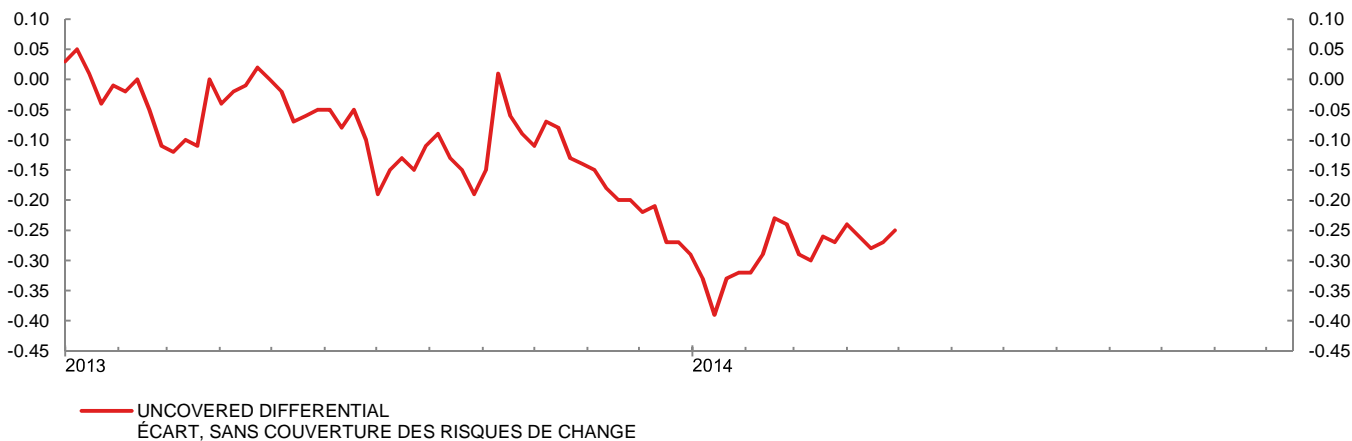
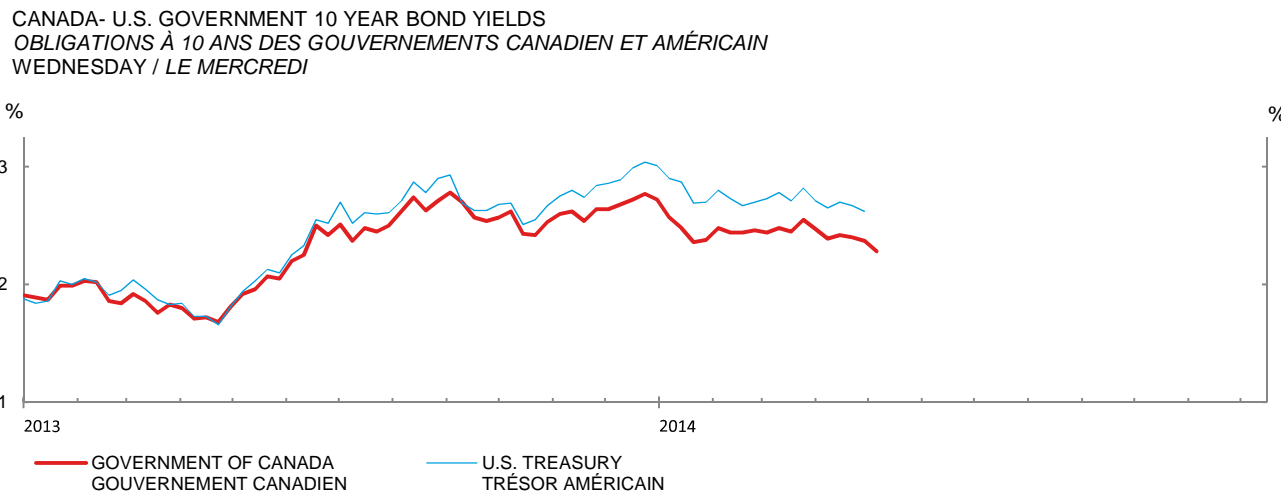
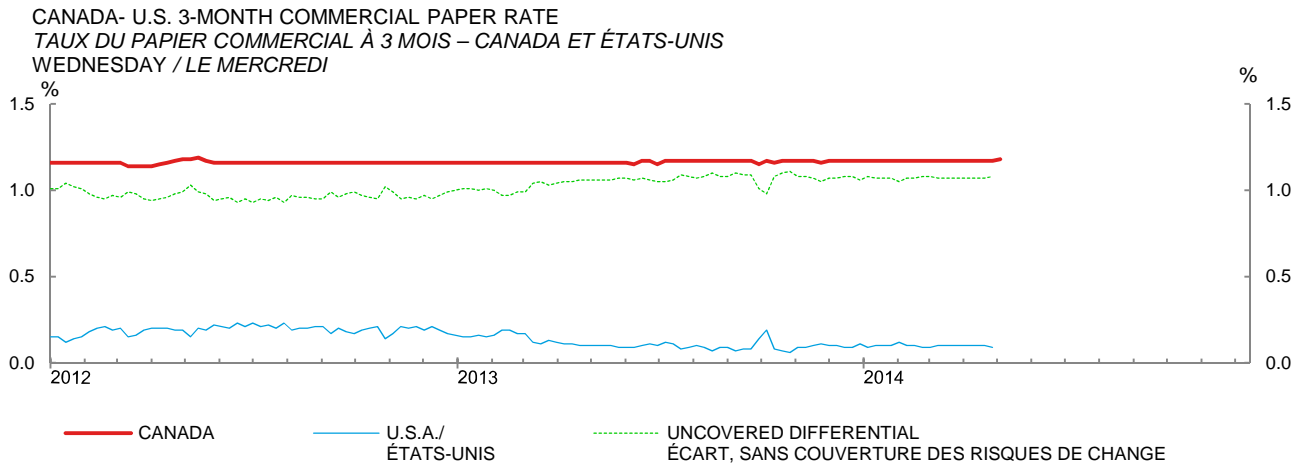
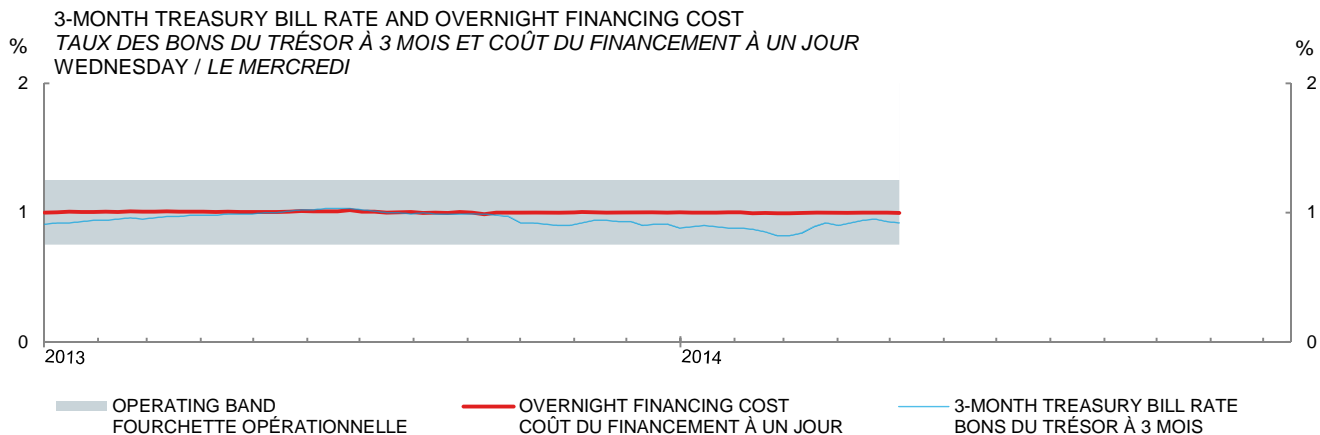
Comprend les comptes du gouvernement canadien à la Banque du Canada et les titres non négociables détenus par le Régime de pensions du Canada.

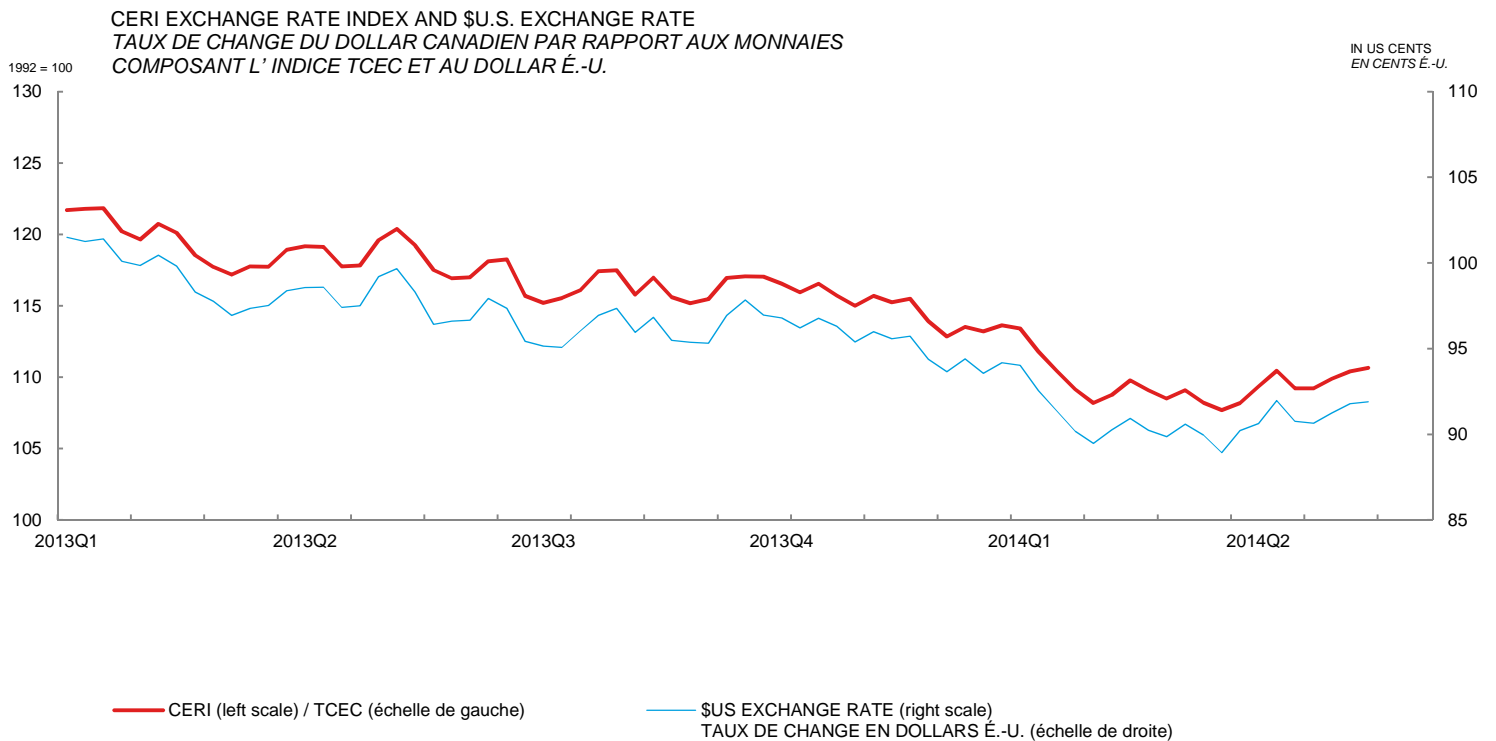
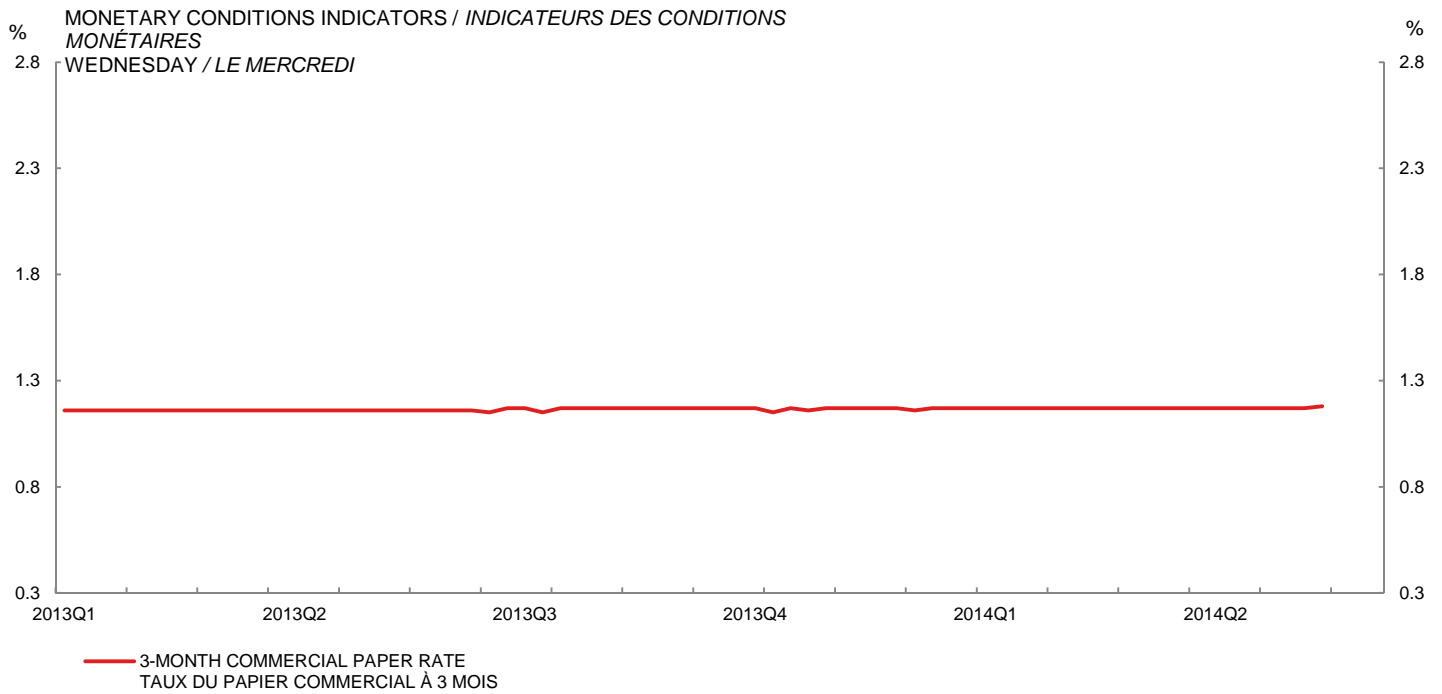
| Month Mois | NET NEW SECURITIES ISSUES PLACED IN CANADA AND ABROAD (Millions of Canadian dollars, par value) ÉMISSIONS NETTES DE TITRES PLACÉS AU CANADA ET À L'ÉTRANGER (En millions de dollars canadiens, valeur nominale) | | | | | | | | | | | | | BFS Table F4 SBF Tableau F4 | |
|---------------|--|--|---|--|--|--|--|---|---|------------------------|--|------------------------|------------------------|--------------------------------|--|
| | Government of Canada bonds Obligations du gouvernement canadien | Provincial bonds Obligations des provinces | Municipal bonds Obligations des municipalités | Corporations Sociétés Bonds Obligations | Preferred and common stocks Actions privili- giées ou ordinaires | Trust Units Parts de fiducie | Other institutions and foreign borrowers Autres institutions et emprunteurs étrangers | Term Securitizations Titrisation à terme NHA mortgage- backed securities Titres hypothé- caires garantis en vertu de la LHN | Other asset- backed securities ¹ Autres titres adossés à des créances ¹ | Total Total | Treasury bills and other short-term instruments Bons du Trésor et autres titres à court terme | | | | Total net new issues Ensemble des émissions nettes |
| | V122305 _(Q) | V122308 _(Q) | V122311 _(Q) | V122314 _(Q) | V122335 _(Q) | V20647412 _(Q) | V122323 _(Q) | V760338 _(Q) | V760339 _(Q) | V122328 _(Q) | V122343 _(Q) | V122344 _(Q) | V122339 _(Q) | V122342 _(Q) | V122327 _(Q) |
| 2012 | O 2,760 | 3,683 | 623 | 18,149 | 1,805 | -54 | 279 | -2,755 | 1,879 | 26,369 | -4,955 | | -2,043 | -138 | |
| | N 2,997 | 3,331 | 81 | 2,151 | 2,461 | 333 | -650 | 1,742 | -1,648 | 10,798 | 6,110 | | 138 | 592 | |
| | D -1,493 | 210 | 14 | 8,672 | -205 | 498 | -2,850 | 5,257 | -231 | 9,872 | -4,349 | 376 | 667 | -2,742 | 40,695 |
| 2013 | J 4,391 | 4,713 | 533 | 6,380 | 1,257 | 182 | 783 | -1,376 | 881 | 17,744 | -6,171 | | 1,448 | 4,035 | |
| | F 6,735 | 4,758 | -258 | -3,552 | -711 | 263 | 650 | 4,736 | -543 | 12,078 | 3,502 | | -1,170 | 2,341 | |
| | M -1,544 | 2,540 | -57 | 12,898 | 724 | 850 | -800 | 2,305 | -1,475 | 15,441 | 3,287 | -3,883 | 1,730 | -5,687 | 44,696 |
| | A 7,721 | 2,790 | -87 | 6,364 | 517 | -1,299 | -100 | 2,052 | 368 | 18,326 | 2,398 | | -62 | 5,064 | |
| | M 7,487 | 2,111 | 458 | 13,787 | 1,480 | 723 | 250 | 7,623 | -2,458 | 31,461 | 7,865 | | -541 | 1,166 | |
| | J -12,152 | -2,272 | 99 | 4,272 | 4,352 | 177 | -400 | 1,440 | -211 | -4,695 | 2,111 | 10,781 | 2,104 | -3,244 | 72,736 |
| | J 6,482 | 6,498 | 275 | 12,697 | 1,654 | 628 | 200 | 4,499 | 145 | 33,078 | 3,311 | | -1,057 | 4,378 | |
| | A -919 | 4,208 | 267 | 13,363 | 859 | 26 | -200 | -702 | -226 | 16,676 | -692 | | 375 | -688 | |
| | S -3,555 | 4,681 | 818 | 14,775 | 403 | 2 | -250 | -2,598 | 1,120 | 15,396 | 308 | -3,133 | -58 | -4,196 | 63,698 |
| | O 6,681 | 3,196 | 495 | 18,192 | 535 | 487 | -70 | -3,869 | 536 | 26,183 | -15,519 | | 1,036 | 32 | |
| | N -3,864 | 2,695 | -135 | 14,890 | 6,088 | 276 | 1,425 | 735 | 265 | 22,375 | -3,967 | | -2,581 | -571 | |
| | D 763 | 3,559 | -77 | 407 | 2,886 | 18 | - | 2,647 | -1,602 | 8,601 | -5,234 | 4,378 | 161 | 287 | 35,181 |
| 2014 | J 6,455 | 4,381 R | -186 | 5,434 | 3,842 | 422 | - | 2,482 | -1,329 | 21,501 R | -9,264 | | 1,759 | 6,318 | |
| | F 156 | 3,211 | 128 | 506 | 1,299 | - | 595 | 1,351 | -2,666 | 4,580 | -6,681 | | 1,201 | 4,227 | |
| | M -8,916 | -5,909 | 266 | 18,501 | -1,622 | - | 300 | -1,103 | - | - | -2,149 | | - | - | |
| | A 4,681 | 1,391 R | | 11,655 | 792 R | 76 | 800 | | | | 6,904 | | | | |

(1) Beginning January 2009, includes approximately \$32.1 billion Master Asset Vehicle long-term notes related to affected trust under the Montreal Proposal; \$28.8 billion were asset-backed commercial paper. / À partir de janvier 2009 comprennent un montant d'environ 32,1 milliards de dollars de billets à long terme de véhicules d'actifs cadres émis par les fiducies visées par la Proposition de Montréal; de ce montant, le papier commercial adossé à des actifs représente 28,8 milliards de dollars.

| End of period En fin de période | CORPORATE SHORT-TERM PAPER OUTSTANDING ENCOURS DES EFFETS À COURT TERME DES SOCIÉTÉS | | | | | | | | | | BFS Table F2 SBF Tableau F2 |
|---|---|---|---|--|---|---|--|--|---------|---------|--|
| | Millions of Canadian dollars En millions de dollars canadiens | | | | | | | | | | |
| | Commercial Paper Papier commercial | | | | Canadian dollar bankers' acceptances Acceptations bancaires en dollars canadiens | Total corporate short-term paper Papier à court terme émis par les sociétés | Treasury bills and other short-term paper Bons du Trésor et autres effets à court terme | Total treasury bills and other short-term paper Ensemble des bons du Trésor et autres effets à court terme | | | Commercial paper issued by foreign corporations Papier commercial des sociétés étrangères |
| | Total | Of which: Paper issued by non financial corporations Dont : Papier des sociétés non financières | Of which: Securitizations ² Dont : Titrisation ² | Of which: U.S. dollars Dont : Dollars É.-U. | | | Provincial governments and enterprises Provinces et entreprises provinciales | Municipal governments and Municipi- palités | | | |
| | V122246 | V122253 | V122254 | V122255 | V122243 | V122241 | V122256 | V122257 | V122258 | V122259 | |
| 2012 | J 55,533 | 9,611 | 27,434 | 4,922 | 54,826 | 110,359 | 43,608 | 588 | 154,555 | - | |
| | J 56,198 | 10,011 | 28,190 | 4,892 | 58,195 | 114,393 | 41,730 | | | 7 | |
| | A 52,835 | 7,961 | 27,038 | 4,751 | 60,691 | 113,526 | 43,086 | | | 7 | |
| | S 54,559 | 8,783 | 27,287 | 5,555 | 57,692 | 112,251 | 41,830 | 526 | 154,607 | 14 | |
| | O 52,516 | 9,704 | 25,192 | 5,660 | 57,554 | 110,070 | 40,199 | | | 7 | |
| | N 52,654 | 9,495 | 25,170 | 5,487 | 58,146 | 110,800 | 40,321 | | | 7 | |
| | D 53,321 | 9,922 | 26,020 | 4,950 | 55,404 | 108,725 | 42,198 | 533 | 151,456 | 7 | |
| 2013 | J 54,769 | 10,680 | 26,263 | 5,293 | 59,439 | 114,208 | 42,556 | | | 20 | |
| | F 53,599 | 11,322 | 25,637 | 5,459 | 61,780 | 115,379 | 43,074 | | | 60 | |
| | M 55,329 | 11,815 | 27,282 | 6,713 | 56,093 | 111,422 | 38,295 | 554 | 150,270 | - | |
| | A 55,267 | 11,286 | 27,456 | 6,358 | 61,157 | 116,424 | 43,670 | | | - | |
| | M 54,726 | 10,333 | 27,988 | 5,701 | 62,323 | 117,049 | 48,406 | | | - | |
| | J 56,830 | 12,568 | 28,561 | 5,125 | 59,079 | 115,909 | 49,173 | 457 | 165,539 | - | |
| | J 55,773 | 12,097 | 28,672 | 4,309 | 63,457 | 119,230 | 47,275 | | | - | |
| | A 56,148 | 12,793 | 28,715 | 4,284 | 62,769 | 118,917 | 47,863 | | | - | |
| | S 56,090 | 11,641 | 29,094 | 4,344 | 58,573 | 114,663 | 46,135 | 361 | 161,159 | - | |
| | O 57,126 | 12,193 | 28,823 | 4,578 | 58,605 | 115,731 | 46,516 | | | - | |
| | N 54,545 | 11,048 | 28,084 | 4,061 | 58,034 | 112,579 | 45,911 | | | - | |
| | D 54,706 | 10,760 | 29,017 | 3,769 | 58,321 | 113,027 | 50,514 | 360 | 163,901 | - | |
| 2014 | J 56,465 | 12,181 | 28,652 | 4,670 | 64,639 | 121,104 | 45,150 | | | - | |
| | F 57,666 | 13,402 | 28,121 | 4,524 | 68,866 | 126,532 | 48,442 | | | - | |
| | M | 12,686 E | | | | | 42,468 | | | - E | |

(2) Beginning August 2007, excludes outstandings of approximately \$28.8 billion related to affected trusts under the Montréal Proposal. / À partir d'août 2007, exclut les encours d'environ 28,8 milliards de dollars liés aux fiducies visées par la Proposition de Montréal.

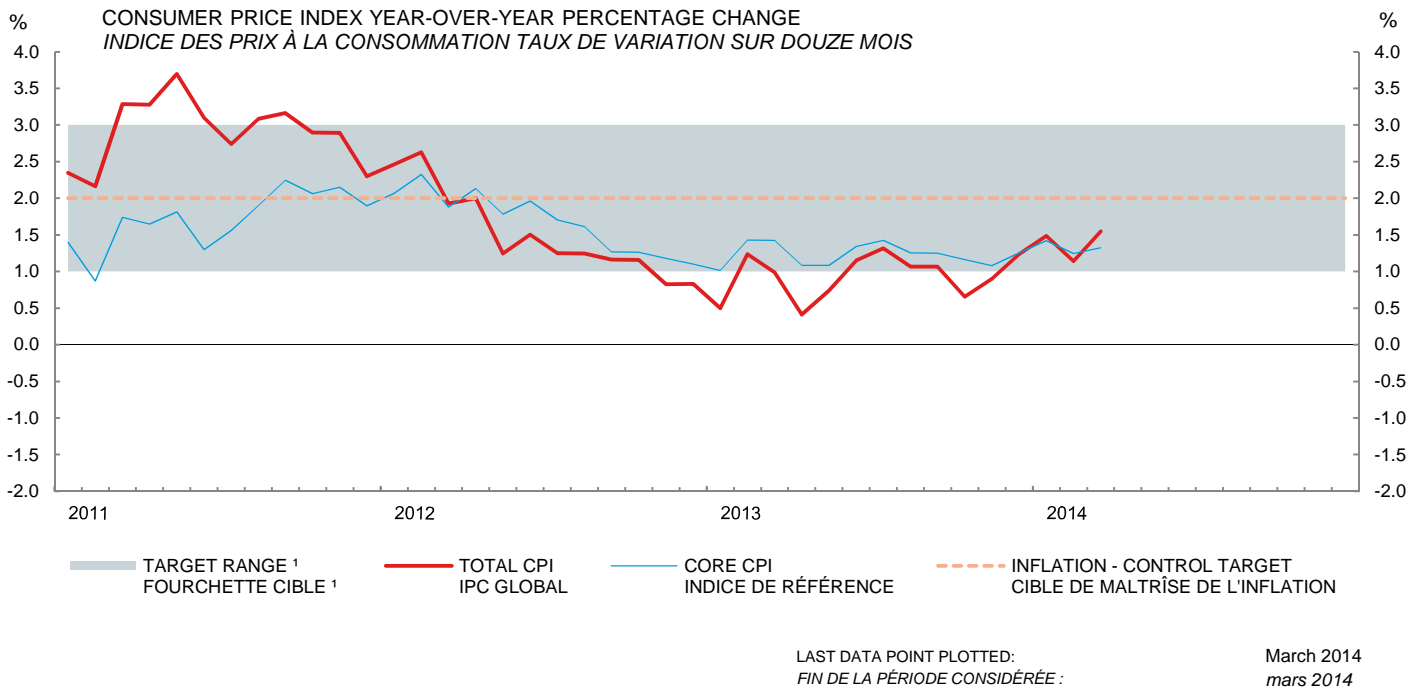




LAST DATA POINT PLOTTED: 14-May-14
FIN DE LA PÉRIODE CONSIDÉRÉE : 14-mai-14

The Canadian-dollar effective exchange rate index (CERI) replaces the C-6 index as the Bank's new measure of the value of the Canadian dollar vis-à-vis the currencies of its most important trading partners.

L'indice de taux de change effectif du dollar canadien (indice TCEC) s'agit du nouvel indice que la Banque utilise pour mesurer la valeur du dollar canadien par rapport aux monnaies des principaux partenaires commerciaux du Canada. L'indice TCEC remplace l'indice C-6.



(1) Note: Although the target is expressed in terms of the total CPI, the Bank of Canada bases its policy actions on a core measure of the CPI that excludes eight of the most volatile components (fruits, vegetables, gasoline, fuel oil, natural gas, mortgage interest, inter-city transportation and tobacco products) as well as the effect of indirect taxes on the remaining components.

Nota : Bien que la cible soit exprimée en fonction de l'IPC global, la Banque du Canada fonde ses décisions de politique monétaire sur un indice de référence qui exclut de l'IPC huit des composantes les plus volatiles (fruits, légumes, essence, mazout, gaz naturel, intérêts hypothécaires, transport interurbain et produits du tabac) ainsi que l'effet des impôts indirects sur les autres composantes.

| CONSUMER PRICE INDEX INDICE DES PRIX À LA CONSOMMATION | | | | | MONETARY CONDITIONS INDICATORS INDICATEURS DES CONDITIONS MONÉTAIRES | | | | | |
|---|--|--|---|------------------------------------|---|--------------|-----------------------------|--|---|--------|
| Month Mois | Total CPI IPC global | | Percentage (y/y) (unadjusted) Taux de variation (a/a) (données non désaisonnalisées) | | | | Wednesday Le mercredi | 3-Month prime corporate paper rate Taux du papier de premier choix des sociétés non financières à 3 mois | Canadian-dollar effective exchange rate index (CERI) Indice de taux de change effectif du dollar canadien (indice TCEC) | |
| | Unadjusted Données non désai- sonnalisées | Seasonally adjusted Données désai- sonnalisées | Total CPI IPC global | Core CPI Indice de référence | Alternative measures of trend inflation Autres mesures de l'inflation tendancielle | | | | | |
| | V41690973 | V41690914 | | | CPIXFET IPCHAEI | CPIW IPCP | | V121812 | | |
| 2012 A | 121.8 | 121.7 | 1.2 | 1.6 | 1.0 | 1.4 | 2014 J | 15 | 1.17 | 110.46 |
| S | 122.0 | 121.9 | 1.2 | 1.3 | 0.7 | 1.2 | | 22 | 1.17 | 109.15 |
| O | 122.2 | 122.2 | 1.2 | 1.3 | 0.9 | 1.2 | | 29 | 1.17 | 108.18 |
| N | 121.9 | 122.0 | 0.8 | 1.2 | 0.8 | 1.1 | F | 5 | 1.17 | 108.75 |
| D | 121.2 | 121.9 | 0.8 | 1.1 | 0.7 | 1.1 | | 12 | 1.17 | 109.77 |
| 2013 J | 121.3 | 121.9 | 0.5 | 1.0 | 0.5 | 0.9 | | 19 | 1.17 | 109.09 |
| F | 122.7 | 122.9 | 1.2 | 1.4 | 1.0 | 1.3 | | 26 | 1.17 | 108.51 |
| M | 122.9 | 122.8 | 1.0 | 1.4 | 0.9 | 1.3 | M | 5 | 1.17 | 109.08 |
| A | 122.7 | 122.2 | 0.4 | 1.1 | 0.6 | 1.0 | | 12 | 1.17 | 108.21 |
| M | 123.0 | 122.4 | 0.7 | 1.1 | 0.6 | 1.0 | | 19 | 1.17 | 107.69 |
| J | 123.0 | 122.9 | 1.2 | 1.3 | 0.9 | 1.2 | | 26 | 1.17 | 108.18 |
| J | 123.1 | 123.0 | 1.3 | 1.4 | 1.1 | 1.4 | A | 2 | 1.17 | 109.35 |
| A | 123.1 | 123.0 | 1.1 | 1.3 | 0.9 | 1.3 | | 9 | 1.17 | 110.45 |
| S | 123.3 | 123.2 | 1.1 | 1.3 | 0.9 | 1.2 | | 16 | 1.17 | 109.23 |
| O | 123.0 | 123.0 | 0.7 | 1.2 | 0.9 | 1.0 | | 23 | 1.17 | 109.21 |
| N | 123.0 | 123.2 | 0.9 | 1.1 | 0.7 | 1.1 | | 30 | 1.17 | 109.90 |
| D | 122.7 | 123.5 | 1.2 | 1.3 | 1.0 | 1.3 | M | 7 | 1.17 | 110.40 |
| 2014 J | 123.1 | 123.7 | 1.5 | 1.4 | 1.3 | 1.5 | | 14 | 1.18 | 110.65 |
| F | 124.1 | 124.1 | 1.1 | 1.2 | 1.2 | 1.2 | | | | |
| M | 124.8 | 124.4 | 1.5 | 1.3 | 1.3 | 1.3 | | | | |

Core CPI: The CPI excluding eight of the most volatile components (fruits, vegetables, gasoline, fuel oil, natural gas, mortgage interest, inter-city transportation and tobacco products) as well as the effect of indirect taxes on the remaining components. CANSIM identifier for this series (in level terms) is V41693242. / *Indice de référence* : *Indice des prix à la consommation excluant huit des composantes les plus volatiles de l'IPC (fruits, légumes, essence, mazout, gaz naturel, intérêts hypothécaires, transport interurbain et produits du tabac) ainsi que l'effet des impôts indirects sur les autres composantes. Le numéro d'identification CANSIM de cette série (données exprimées en niveaux) est V41693242.*

CPIXFET: The CPI excluding food, energy and the effect of indirect taxes. / *IPCHAEI* : *IPC hors alimentation, énergie et effet des impôts indirects*

CPIW: In this measure, each component of the total CPI is multiplied by an additional weight that is inversely proportional to the component's volatility, so that the more volatile the component the less it influences the overall index. / *Dans l'IPC, chacune des composantes de l'IPC global est multipliée par une pondération additionnelle qui est inversement proportionnelle à la variabilité de la composante, afin que les plus volatiles d'entre elles influencent moins l'évolution de l'indice global.*